

Is It Time Yet?



A 4-WEEK ADVENT CURRICULUM

BY Bethany Darwin



“Is It Time Yet?” is a 4-week Sunday School series designed to help children (and adults) see how all of the Bible points to the truth that Jesus came at just the right time to rescue His people. As we walk through the storyline of the Bible, children will experience the expectation of waiting for the Rescuer and piece together the story seeing all of the promises and prophecies and their fulfillment in Christ.

Curriculum Outline:

1. Is It Time Yet? – Jesus Came at just the Right Time
 - Text - Galatians 4:4-5
 - Main point – Jesus came at just the right time
2. Is It Time Yet? – A Promised Baby
 - Text – Genesis 12-21
 - Main Point – God kept His promise to Abraham by sending Jesus
3. Is It Time Yet? – Promises and Prophecies
 - Text - Isaiah
 - Main point – The Rescuer is coming
4. Is It Time Yet? – Jesus is Here
 - Text – Matthew 1 and Luke 1-2
 - Main point – Jesus is Emmanuel- God has come to live with us

The key verse for this unit is Galatians 4:4-5

But when the fullness of time had come, God sent forth His Son, born of woman, born under the law, to redeem those who were under the law, so that we might receive adoption as sons.

All Scripture references are taken from the ESV version of the Bible.

Each lesson contains the following:

- Introductory Activity
- Large Group Worship Time
 - Welcome activity
 - Study God's Word – teaching materials for the Biblical text
 - 3 songs
 - Prayer
- Small Group Lessons (2 options – ages 4/5- 7 and ages 8-12)
 - Review
 - Application
 - Memory Verse
 - Prayer
 - All necessary printables and resources
- Take home – family devotional guide

***Note on take-home pages: Please note that the take-home resources included in this curriculum are designed for families not using the “Is It Time Yet? Family Worship Guide.” If families in your church are using that resources, please encourage them to use the worship guide. These take-home pages follow along with the lessons more than the book.*



Online Source Files

You are viewing the print-ready version of this material. You also have access to our source files and bonus content using the following link:

<https://drive.google.com/drive/folders/1YCT6DAXs1UOLUCXOdMFi2trAGaHTsMqK?usp=sharing>

Thoughts on Virtual Teaching

We know that few churches are back to their normal routines and also know that there is no one size fits all plan for virtual teaching. So, instead of providing you with a full virtual lesson plan, we're giving you fully editable lessons and a few ideas that we've seen work well in various churches. Our goal is to give you everything you need so that you can be empowered to serve the families in your church in the best way possible.

Here are a few options for virtual teaching:

1. *Included in your download is a PDF called 'homeschool curriculum.' This curriculum has the lesson divided over 5 days and is written geared to parents and families. Send this document to your families, do day 1 together over zoom (or a prerecorded video) and encourage families to do the remaining 4 days as time allows.*
2. *Simply send the lesson and teaching materials to parents and encourage them to set aside 45 minutes to an hour and work through the lesson on their own with their children.*
3. *Plan on doing some of the teaching online (via zoom or some other platform). If this is your option, we would suggest that online classes not last more than 20-30 minutes. Then, send the remainder of the lesson for parents to work on at home.*
4. *Video yourself doing the large group teaching and email your families that video as well as song links. At the same time, email small group materials for families to work through together.*

If you are sending materials home to families, for the ease of parents, our suggestion would be to send the large group teaching materials and an edited version of the small group materials to families. *(I personally would edit the word file to include 2 or 3 of the 4 small group activities, specifically the review/application activity, the prayer activity and 1 other that you feel would work best for your kids.*

Of course, with fully editable materials, you are welcome to use them in whatever way works best for you.



JESUS CAME AT JUST THE RIGHT TIME

The Fullness of Time • Galatians 4:4-5

Theme: Is It Time Yet?

Memory Verse: But when the fullness of time had come, God sent forth His Son, born of woman, born under the law, to redeem those who were under the law, so that we might receive adoption as sons. Galatians 4:4-5

Challenge Verse: I will put enmity between you and the woman, and between your offspring and her offspring; he shall bruise your head, and you shall bruise his heel. Genesis 3:15

Bible Story: The Fullness of Time • Galatians 4:4-5

The Point: Jesus came at just the right time

Book Connection - Day 1 of "Is It Time Yet?"

If families are reading this book at home, they would read the story that this lesson expounds on December 1. You can refer to the book should you desire and ask children to tell you what they remember. If families are not reading this book, please disregard this.

Schedule of the Day (5-8 minutes)

As kids arrive, spend a few minutes playing a game of charades based on things they do every day. Explain that they will act out something that they do every day, and the rest of the group will try to guess what they are doing. After each person acts and it is correctly guessed, the small group leader should ask, 'how do you know it's the right time to do that?' Make sure all of the kids in the group have a chance to play.

SAY: "We all know when it's the right time to eat, play, brush our teeth, sleep, etc. But in large group this morning we're going to see that the Bible says there is a right time for everything and most importantly Jesus came to earth the rescue His people at just the right time."

Large Group (25-35 minutes)

Welcome -

"Good morning everybody! Can you believe that it's almost Christmas? As we get started this morning, I want to take some time to talk about what we do for Christmas. I need 4-5 volunteers to stand up and tell me one thing that you do on Christmas day. (kids will likely talk about gifts, family, special food, decorations, etc.).

What would you think if someone started doing all of those things in April or July or October? Right, you'd be confused. It might be fun for a bit, but soon you'd be saying, *wait, it's not TIME for Christmas yet!*

Christmas is the day we have chosen to celebrate Jesus being born. We don't actually know the exact day Jesus was born, but we do know He was born, and this is the day we choose to celebrate.

We can (and should) celebrate Jesus coming to earth all year long, but there is one special day that we usually celebrate with gifts and special foods. This morning, we're going to hear about why Jesus came when He did and how the reason why Jesus came is so much more important than anything we might do to celebrate Christmas.

Worship Time

"As we start our Christmas celebration, let's take some time to go back to the beginning of the Bible and remember one of the first things we read about who God is and what He is like. In the first few verses of the Bible, we read that God created the world. Let's stand up and worship our Almighty Creator now.

Almighty Creator

"The Bible starts by telling us that God created a perfect world, but before long sin crept into the world and started destroying God's good creation. But along with the first sin, came the first promise of Jesus coming as the Rescuer. Can I have a volunteer read **Genesis 3:14-15**. This is the first promise of Jesus. The Rescuer would come as a man and this man would crush the serpent. Let's sing a song that reminds us why Jesus came to earth and that we are all sinners who need to be saved.

Jesus Came to Save Sinners

Study God's Word

Our lesson this morning is based on 2 simple verses, which happen to be our memory verse for the month, and they will answer two very specific questions.

- (1) Why did Jesus come to earth?

(2) Why did He come when He did?

Let's start by reading our memory verse together. *(project on a screen or display for kids to read)*

But when the fullness of time had come, God sent forth His Son, born of woman, born under the law, to redeem those who were under the law, so that we might receive adoption as sons. Galatians 4:4-5

Now, let's walk through these verses word by word and make sense of them.

[if possible, show the verse one phrase at a time on a screen while talking]

- **But** – anytime you see the word BUT at the beginning of a sentence it's a little clue telling you that it's connected to the verse before. It tells us that this verse is opposed or opposite to what we read before it. In this case, if you read the previous verse, Paul (the author of Galatians) is talking about how before Jesus we were slaves to sin and the world.
- **when the fullness** – when tells us that we're looking at a specific time. Fullness means complete. *[hold up 2 clear jars of colored water - 1 almost full and 1 completely full so that no space at all can be seen. Ask, which one is full, which one is complete? Talk about how the other one is almost full, but that we can't say it's complete. Another option would be a cupcake made with ½ the batter and a big full cupcake and ask which one they would choose and why.]*
- **of time had come**, - time again tells us that this was a specific point in history. And 'had come' let's us know that this specific time has already happened. In small groups this morning we'll look at a timeline of the Bible and see some of the things that happened in the leadup to this fullness of time. Remember that throughout the Bible, there were promises and prophecies of Jesus coming and when Jesus came it was the perfect time. The time was complete. It was the fullness of time!
- **God** – Who is God? That's a huge question, but one that I know you'll see the answer to as we continue through our study of *Is It Time Yet?* If someone asked you that question, how would you answer? *[pause and take a few answers]*.

The simplest answer we can give to the question of who God is, is that ***God is the eternal (forever) and sovereign (rules over everything) King and the creator of the world.*** God gave us the Bible (His Word) and through the Bible we can learn about who God is. One of the first things we learn about God in the Bible is that He made the world and He made everything in the world good.

- **sent forth** – God sent forth. God sent something. As we go on, we'll see what (or who) God sent, but for now let's focus on the truth that God did the sending. This was God's plan!

- **His Son,** - who's son? God's Son. Who is God's son? Right, Jesus is God's Son. This whole month we're focusing on the coming of Jesus. We'll look closely at the story of Jesus in the manger but let's start with another look at Jesus. In John 1, we read that **the word** was there in the beginning with God, was God and the world was created through him. Then, in verse 14 it says that **the word** became flesh (a person) and made His dwelling (came to live) with us. Those are some huge truths about Jesus.

Jesus is fully God. And Jesus became fully man. Jesus was sent forth by God the Father and came to earth for one very specific reason that we'll see in a minute.

- **born of woman,** - Just like every other person who has walked earth since Adam and Eve, Jesus was born. He had a mom. Who knows her name? Right, Mary. And, this points us right back to Genesis 3:15 that we read earlier. Jesus was the offspring of a woman who would crush the serpent.
- **born under the law,** - What is the law? Here in this verse, the law refers to the law that God gave His people to show them how to live as His people. We can read more about God giving the law in Exodus 20. Often when we talk about the law, we're talking about the 10 commandments. Who can name some of the 10 commandments? Whenever the Bible says, 'under the law,' it's talking about any of God's people (the Israelites) from the time of Moses onward. They were born with this law as their guideline for living as God's child, and yet they knew there was nothing they could do to keep that law. They all kept breaking the law. But the law wasn't just for God's special people, the law was for everyone. The law showed people what God expected and because of the law, everyone in the whole world could see how far away from God's perfection they were. Jesus was born into an Israelite family. His family would try very hard to follow this law.
- **to redeem those** – What does redeem mean? Who has ever been to Chuckie Cheese or someplace like that, played games and won tickets? At the end of your time there, you would go to the redemption counter and trade your tickets for a prize. You would buy the prize with your tickets. In the case of Jesus, He came to redeem, or buy, or pay the price for something or someone. But what was the price He paid? Back in Genesis 2, when Adam and Eve were told not to eat from the tree, they were told the punishment would be death. When they ate from the tree in Genesis 3, they were kicked out of the garden, away from God, and instead of living forever with God, they died. And everyone since then had died in their sin. Jesus came to pay that price. Jesus came to die in the place of His people.
- **who were under the law,** - Jesus came to redeem, or pay the price for, those under the law. Remind me, who is under the law? Right, everyone, including God's special people. So, Jesus

came to redeem or pay the price for, or die for His people.

- **so that we might receive** – the reason why Jesus would die for His people is right here in the verse. So that we (God’s people) would receive something. It would be a gift, undeserved and unearned, but something that we would receive from God.
- **adoption as sons.** – So that we might receive adoption. Adoption is when someone who isn’t a part of someone’s family is brought into their family and legally becomes their child. The gift we would receive from God, through Jesus’ death, would be that we would be made children of God and be given the full rights of sons. What an amazing gift!

Wow! Who knew that there could be so much truth in two simple verses? As we go to small groups, we’ll have the chance to talk more about this verse and talk through all of the time leading up to Jesus coming to earth in order to see how this really was the fullness of time.

Before we go to our small groups, let’s sing a song that reminds us of that truth.

Jesus Came to Earth

Pray

“Dear God, thank You for these two simple verses in the Bible that tell us so much about how and why Jesus came to earth. I pray that as we study Christmas and look forward to celebrating Christmas that you would remind each one of us that Jesus came to save His people from their sin. I also pray that You would help us all to see that we are in need of being redeemed or rescued by Jesus and how much we need forgiveness and salvation. In Jesus name I pray. Amen.”

Dismiss kids to small groups.



JESUS CAME AT JUST THE RIGHT TIME

The Fullness of Time • Galatians 4:4-5

Small Group (30 - 40 minutes)

Younger group – ages 5-8

Before the Session:

- Fullness of Time Bible Timeline – one set of timeline cards, either a long piece of art paper or multiple pieces of paper taped together, tape, markers
- What Time Is It? - Bibles, 1 verse code page per kid, 1 code clock for the group, pencils or markers, (optional – verse tracing pages)
- Timeline Thanks Toss - an unbreakable ornament, the timeline cards from previous activities, one thanks/praise idea page
- Match the Time - one clock pattern per kid, Bible, markers, and a set of time cards

1. Fullness of Time Bible Timeline (review)

WHAT YOU NEED: one set of timeline cards, either a long piece of art paper or multiple pieces of paper taped together, tape, markers

Before class, tape the art paper (or individual papers) to the wall at a height where kids in your group can easily access them.

As kids arrive from large group, ask them to share what they remember from large group. Read **Galatians 4:4-5** together and talk briefly about what they remember. Summarize the verses by saying that Jesus died at just the right time.

Then show kids the timeline cards. (Make sure the cards aren't in order). Show one card at a time with the writing covered up and have someone in the group tell that part of the story before revealing the writing and having the group read what it says.

*** for non-readers...small group leaders can read for kids and give clues to help them retell the stories*

Then point out the large piece of paper and ask, 'if the beginning of time is on the left side and we are on the right side, where do you think this story fits?' Allow child to tape it somewhere along the paper before moving on to the next card.

Continue through all the cards, having kids tell the story, read the words and place along the paper. As more cards are taped up, you can talk about the placement on the paper. You may also want to have a copy of "IS IT TIME YET?" and/or your favorite story Bible available for kids to flip through to find the right placement. On a few of the cards, talk about how that point in the story might have seemed like the right time [EX: the birth of Isaac – he was a promised son, exodus from Egypt – maybe Moses was the Rescuer, etc.] and why it wasn't the right time.

Once all of the cards are on the paper, hand out markers or crayons and have kids draw various parts of the story, while you talk through the story using the text below.... Pointing to pictures as you go through the story.

SAY: "The truth I want everyone to leave with today is that *[THE POINT] Jesus came a just the right time.* From the very beginning of the Bible we see that the Bible is one BIG story about God's rescue of His people. *[HEART TO HEART]* God created a perfect world and perfect people to live forever in perfect relationship with Him. But sin came into the world. God's people broke the one rule God had given them and nothing would ever be the same. Well, nothing would be the same until the Rescuer came to make thing right. People would go on sinning, but there was always the promise of the Rescuer. The promise was in the rainbow after the flood. The promise of the rescuer was in Joseph saving his family in Egypt. The promise was in the lamb's blood on the doors the night before leaving Egypt. The promise was in the law and the judges and kings. Over and over, God promised His people that He was coming to rescue them. And then one night, when the time was right, Jesus was born. The Rescuer had come. He had come at just the right time and He had come to rescue God's people forever. Jesus would pay the price for the sin of all of God's people and die on the cross in their place to bring people back into relationship with God, like they had in the beginning. He had come to make everything right again."

2. What time is it? (Memory Verse)

WHAT YOU NEED: Bibles, 1 verse code page per kid, 1 code clock for the group, pencils or markers, (optional – verse tracing pages)

Introduce this month's memory verse to the group. Have kids find it in their Bibles and read it together a couple of times.

But when the fullness of time had come, God sent forth His Son, born of woman, born under the law, to redeem those who were under the law, so that we might receive adoption as sons. Galatians 4:4-5

Remind the kids in your group of the previous activity and how you saw that Jesus came at just the right time. Make sure all of the kids in your group understand all of the words in the verse. If anyone needs help with any of the words, look back at the large group lesson to refresh their memory.

Hand out the verse code pages. Explain that all of the numbers on the page represent word and that the way to solve the puzzle is to look at the code clock. Point out how there are letters words the inside of

the clock by the hour numbers. Help them find the missing words on the coded verse page by looking at the clock. Once everyone has solved the puzzle, have them read the verse together.

***for non-readers- Even non-readers will enjoy matching numbers and copying words with some assistance. If someone really isn't able to do the code, they can trace the verse on the tracing page and draw a picture on the back.

SAY: "Our verse for the month clearly tells us that *[THE POINT] Jesus came at just the right time*. As we walked through the Bible timeline in the last activity, we saw that there were several points in history where people may have thought it was the right time, but that in God's good plan, Jesus came at just the right time and He came to rescue God's people forever.

3. Timeline Thanks Toss (Prayer)

WHAT YOU NEED: an unbreakable ornament (or a small ball), the timeline cards from previous activities, one thanks/ praise idea page

Lay out all of the timeline cards and ask kids in the group to name things we can thank God for or praise God for when we look at these cards. With younger groups, you may need to prompt them to get them started or show them the thanks/ praise idea pages. [these pages include phrases such as – thank you for making a good world, thank you for making dogs and cats, thank you for giving people promises about the coming rescuer, thank you for sending Jesus to earth, God I praise you because you are the creator, I praise you because you are the rescuer, etc.]

Then, have kids stand in a circle. Explain that you will toss the ornament to someone in the group and when they catch it, they should say a sentence prayer of praise or thanks to God. Continue playing/ praying as long as kids are showing interest.

Close by praying for the kids in your group that they would remember that the Bible is one big story of God rescuing His people and would see their need to be rescued.

4. Match the Time (Scripture Search)

WHAT YOU NEED: one match the time page per kid, Bible, markers/ pencils, and a set of time cards

Remind the group of the first activity and how they put the story of the Bible in order. Explain that in each point of the Bible's history that there was a hint or a promise of the coming Rescuer. Go through the cards one at a time, having someone in the group read the verse (or you read if you have non-readers). Talk about what the hint or promise revealed in that verse is. Then, find the matching 'time' on the clock and write a word or draw a simple picture reminding you of the verse you just read. Continue until all cards have been read.

SAY: "The truth I want everyone to leave with today is that *[THE POINT] Jesus came a just the right time*. From the very beginning of the Bible we see that the Bible is one BIG story about God's rescue of His people. But God's rescue of His people was never a surprise or a shock, in fact God often gave His people clues and hints about what He was going to do."

Take a minute to pray and thank God for revealing His rescue plan to His people.

Conclude the session with a review and prayer.



JESUS CAME AT JUST THE RIGHT TIME

The Fullness of Time • Galatians 4:4-5

Small Group (30 - 40 minutes)

Older group – ages 8-12

Before the Session:

- Fullness of Time - Timeline - Bibles, timeline page per kid, pencils, markers
- What Time is It? - Bibles, 1 code clock verse page per kid, pencils or markers
- Timeline Thanks Toss - an unbreakable ornament, the timeline from previous activity
- Dig Deeper – the timelines from earlier and Bibles

1. Fullness of Time - Timeline (Review & Scripture Search)

WHAT YOU NEED: Bibles, timeline page per kid, pencils, markers

As kids arrive from large group, ask them to share what they remember from large group. Read **Galatians 4:4-5** together and talk briefly about what they remember. Summarize the verses by saying that Jesus died at just the right time.

Then, hand out the timeline pages. Point out that along the timeline are some statements and some verses. Explain that they should look up the verses and make note of what they are about. Then, they need to complete the timeline by drawing pictures of the various stops along the timeline.

As kids work, talk through the story and how the whole Bible is one big story pointing to God rescuing His people. Also talk about how that point in the story might have seemed like the right time [EX: Isaac being spared– he was a promised son, Passover – maybe Moses was the Rescuer, etc.] and why it wasn't the right time. Explain that you're going to look more deeply at these different rescue stories later in class.

SAY: "The truth I want everyone to leave with today is that *[THE POINT] Jesus came a just the right time.* From the very beginning of the Bible we see that the Bible is one BIG story about God's rescue of His people. *[HEART TO HEART]* God created a perfect world and perfect people to live forever in perfect

relationship with Him. But sin came into the world. God's people broke the one rule God had given them and nothing would ever be the same. Well, nothing would be the same until the Rescuer came to make thing right. People would go on sinning, but there was always the promise of the Rescuer. The promise was in the rainbow after the flood. The promise of the rescuer was in Joseph saving his family in Egypt. The promise was in the lamb's blood on the doors the night before leaving Egypt. The promise was in the law and the judges and kings. Over and over, God promised His people that He was coming to rescue them. And then one night, when the time was right, Jesus was born. The Rescuer had come. He had come at just the right time and He had come to rescue God's people forever. Jesus would pay the price for the sin of all of God's people and die on the cross in their place to bring people back into relationship with God, like they had in the beginning. He had come to make everything right again."

2. What time is it?? (Memory Verse)

WHAT YOU NEED: Bibles, 1 code clock verse page per kid, pencils or markers

Remind the kids in your group of the previous activity and how you saw that Jesus came at just the right time. Show them the code clock pages. Explain that they'll need to use the clock and the times listed under the blanks on the code to find the letters and solve the code.

Once everyone has solved the puzzle, have them read the verse together.

But when the fullness of time had come, God sent forth His Son, born of woman, born under the law, to redeem those who were under the law, so that we might receive adoption as sons. Galatians 4:4-5

Talk through the verse, thinking back to what you learned in large group and talk about why it was the right time for Jesus to come and what Jesus came to do.

SAY: "Our verse for the month clearly tells us that *[THE POINT] Jesus came at just the right time*. As we walked through the Bible timeline in the last activity, we saw that there were several points in history where people may have thought it was the right time, but that in God's good plan, Jesus came at just the right time and He came to rescue God's people forever.

3. Timeline Thanks Toss (Prayer)

WHAT YOU NEED: an unbreakable ornament, the timelines pages from earlier activity

Place a timeline in the middle of the group and ask kids in the group to name things we can thank God for or praise God for when we look at the timeline.

Then, have kids stand in a circle. Explain that you will toss the ornament to someone in the group and when they catch it, they should say a sentence prayer of praise or thanks to God. Continue playing/praying as long as kids are showing interest.

Close by praying for the kids in your group that they would remember that the Bible is one big story of God rescuing His people and would see their need to be rescued.

4. Dig Deeper (Scripture Search)

WHAT YOU NEED: the timelines from earlier and Bibles

Explain that as we go throughout this month, we're going to have opportunities to dig deep into God's Word and see how all of the Old Testament rescue stories point to the ultimate rescue through Jesus's death on the cross in our place.

Divide kids into pairs. Encourage them to look at the timelines they made at the beginning of class and choose one of the stories. Together they should read the verses about that story (and the surrounding chapter for context) and be ready to answer two questions:

(1) why wasn't this the right time?

(2) how does this story point to Jesus?

SAY: "The truth I want everyone to leave with today is that *[THE POINT] Jesus came a just the right time.* From the very beginning of the Bible we see that the Bible is one BIG story about God's rescue of His people. But God's rescue of His people was never a surprise or a shock, in fact God often gave His people clues and hints about what He was going to do."

Take a minute to pray and thank God for revealing His rescue plan to His people.

Conclude with a brief prayer and review.



JESUS CAME AT JUST THE RIGHT TIME

The Fullness of Time • Galatians 4:4-5

Is It Time Yet? Week One - Take Home Page

Memory Verse: But when the fullness of time had come, God sent forth His Son, born of woman, born under the law, to redeem those who were under the law, so that we might receive adoption as sons. Galatians 4:4-5

Challenge Verse: I will put enmity between you and the woman, and between your offspring and her offspring; he shall bruise your head, and you shall bruise his heel. Genesis 3:15

When the right time had come, God sent Jesus into the world. He was born as a baby to live as a man. Jesus came to rescue God's people from sin, death, and the penalty of breaking God's law. Jesus came to bring them home as God's children.

Day 1 – Galatians 4:4-5

Go through these 2 verses one word at a time with your family (like we did in large group) and talk about what Paul is teaching us in these verses.

Day 2 - Read Genesis 3:14-15

What was the first promise about Jesus. Write this promise on a piece of paper and keep the paper. You can add other promises to it as we go throughout the month.

Day 3 - Read Genesis 1:1 & John 1:1-4

According to these verses, what can we say is true about God?

Day 4 - Read Genesis 1

What was different about the way people were created compared to the rest of creation?

Day 5 - Read Genesis 3


Discuss the punishment for sin seen in Genesis 3 and how although they didn't die that day, but death entered the world on that day.

Life as Adam & Eve

Talk about what you think it would have been like for Adam and Eve in the beginning. How would the world be different from the world we see around us today? Discuss ways that sin has marred the perfection of God's creation (pollution, vandalism, sickness, war, etc.).


Q – Who is God?

A – God is the eternal (forever) and sovereign (rules over everything) King and the creator of the world.



JESUS CAME AT JUST THE RIGHT TIME

The Fullness of Time • Galatians 4:4-5



Read: Galatians 4:4-5 and Luke 2

**BUT WHEN THE
FULLNESS OF TIME HAD
COME, GOD SENT
FORTH HIS SON, BORN
OF WOMAN, BORN
UNDER THE LAW, TO
REDEEM THOSE WHO
WERE UNDER THE
LAW, SO THAT WE
MIGHT RECEIVE
ADOPTION AS SONS.**

GALATIANS 4:4-5

BUT WHEN THE
FULLNESS OF TIME HAD
COME, GOD SENT
FORTH HIS SON, BORN
OF WOMAN, BORN
UNDER THE LAW, TO
REDEEM THOSE WHO
WERE UNDER THE
LAW, SO THAT WE
MIGHT RECEIVE
ADOPTION AS SONS.

GALATIANS 4:4-5

But when the fullness
of time had come, God
sent forth His Son,
born of woman, born
under the law, to
redeem those who were
under the law, so that
we might receive
adoption as sons.

Galatians 4:4-5



GOD MADE THE WORLD


**ADAM & EVE
BROKE
GOD'S ONE
GOOD RULE.**

**THIS WAS
THE FIRST
SIN.**



**GOD FLOODED THE WORLD
BECAUSE OF SIN. THE RAINBOW
PROMISES GOD WILL NEVER
FLOOD THE WHOLE WORLD AGAIN.**

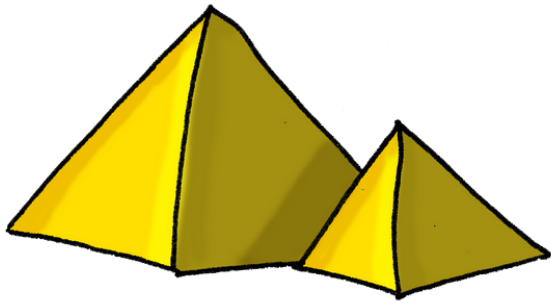
**PEOPLE
KEPT
SINNING.
GOD MADE
THEM
SPREAD
OUT
AROUND
THE
WORLD.**



**GOD PROMISED TO MAKE
ABRAHAM INTO A GREAT NATION**




**JOSEPH WAS
SENT TO
EGYPT AS A
SLAVE AND
YEARS LATER
RESCUED
GOD'S
PEOPLE
FROM
FAMINE.**



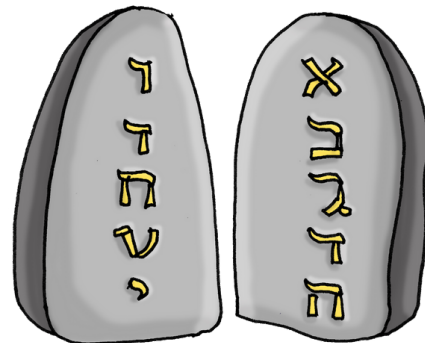
GOD'S PEOPLE WERE SLAVES IN EGYPT FOR 400 YEARS.

GOD SPOKE TO MOSES FROM A BURNING BUSH. GOD GAVE HIMSELF THE NAME "I AM"




GOD TOLD THE PEOPLE TO PAINT LAMB'S BLOOD ON THEIR DOORS. THEN GOD RESCUED THEM FROM EGYPT.

GOD GAVE HIS PEOPLE LAWS TO SHOW THEM HOW TO BE HOLY.



GOD'S PEOPLE WANDERED IN THE DESERT FOR 40 YEARS WHILE GOD TAUGHT THEM TO BE HIS PEOPLE.




GOD GAVE HIS PEOPLE THE CITY OF JERICHO AND A WOMAN NAMED RAHAB JOINED GOD'S PEOPLE.





**GOD GAVE HIS PEOPLE KINGS TO
RULE OVER THEM.**

**GOD USED
A BOY
NAMED
DAVID TO
RESCUE HIS
PEOPLE
FROM
GOLIATH
AND THE
PHILISTINES.**




**GOD SENT PROPHETS TO TELL HIS
PEOPLE TO REPENT OF SIN AND TO TELL
THEM THAT THE RESCUER WAS COMING!**

GOD WAS SILENT FOR 400 YEARS!



**GOD SENT THE RESCUER. HE WAS
BORN AS A BABY TO LIVE THE
PERFECT LIFE THAT WE CANNOT.**

**JESUS, THE RESCUER,
DIED ON THE CROSS AND
ROSE AGAIN 3 DAYS
LATER TO PAY THE PRICE
FOR OUR SIN.**



What Time Is It?

But when _____ fullness of _____

had come, _____ sent forth

His 11, 9 of woman,

_____ under _____, _____,

9 1 6

to redeem those who were

under $\frac{1}{6}$, so that we

might receive adoption as $\frac{\quad}{11}$ s.






Galatians 4:4-5

Code Clock



Thanks/ Praise Ideas

- thank you for making a good world
- thank you for making dogs and cats
- thank you for giving people promises about the coming rescuer
- thank you for sending Jesus to earth
- God I praise you because you are the creator
- I praise you because you are the rescuer
- God I praise you because you are good
- thank you for giving us the Bible
- thank you for Christmas
- I praise you because you are holy
- I praise you because you are faithful



2:00

Genesis 3:15

4:00

Genesis 22:11-14

6:00

Exodus 12:7

7:00

Isaiah 7:14

Use the Code Clock to finish the Verse

(Galatians 4:4-5)

__u__ wh__n __h__ fu__ __n__ __ __ of __i__ __
1 2 3 2 3 7 7 3 4 4 2 11 3

h__d c__m__, G__d __ __n__ for__h Hi__ __ __n,
8 6 3 6 4 3 2 2 4 4 6

__ __ __n __f __ __ __ __n, __ __rn un__ __r th__
1 6 5 6 10 6 11 8 1 6 9 3 3

__ __ __, __ __ r__d __ __ __ __h__s__ __ho__ere
7 8 10 2 6 3 3 3 11 2 6 3 10 10

un__ __ __ __h__ __ __ __ __,s__ th__ __ __e __igh__
9 3 5 2 3 7 8 10 6 8 2 10 11 2

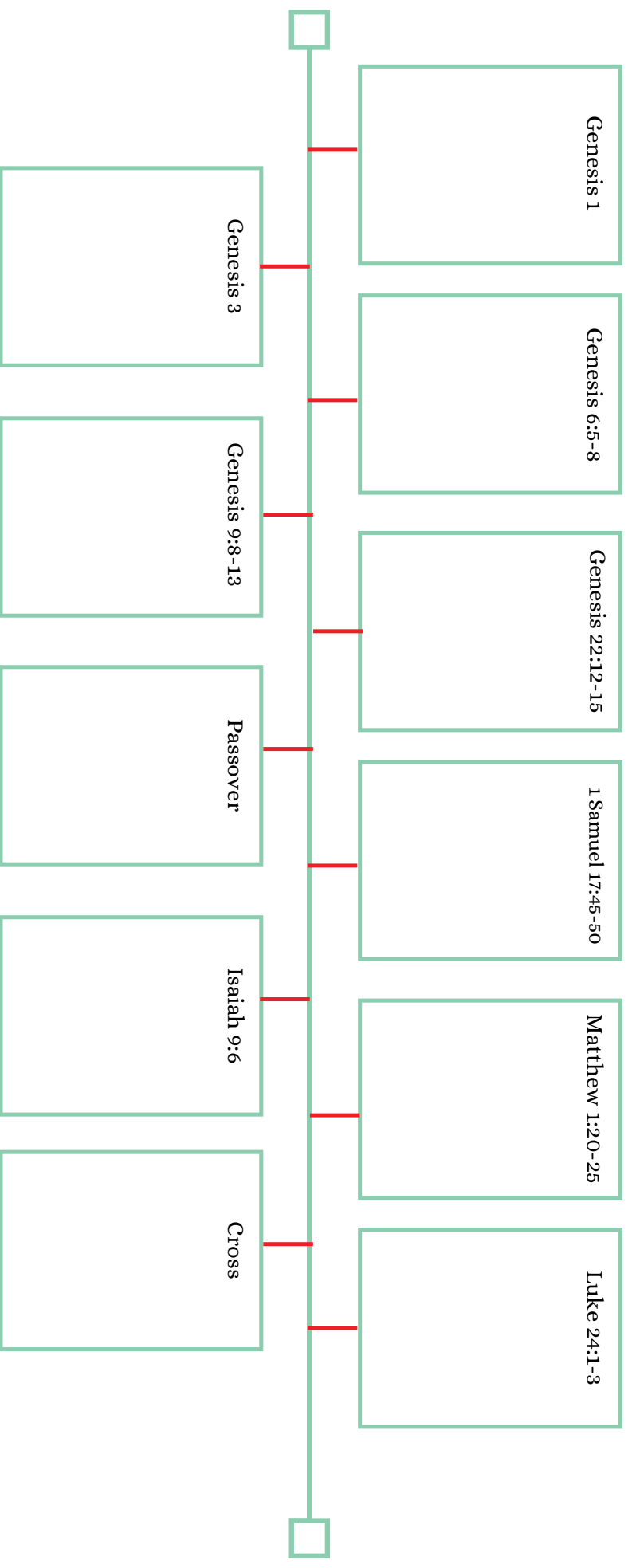
r__c__iv__ __ __ __p__i__n __s__ __ __n__.
3 3 3 8 9 6 2 6 8 4 6 4

Galatians 4:4-5

Code Clock



God's Rescue Story Timeline





A PROMISED BABY

Abraham & Isaac – Genesis 12-21

Theme: Is It Time Yet?

Memory Verse: " But when the fullness of time had come, God sent forth His Son, born of woman, born under the law, to redeem those who were under the law, so that we might receive adoption as sons.
Galatians 4:4-5

Challenge Verse: "She will bear a son, and you shall call his name Jesus, for he will save his people from their sins." Matthew 1:21

Bible Story: Abraham & Isaac – Genesis 12-21

The Point: God kept His promise to Abraham by sending Jesus

Book Connection - Day 7 of "Is It Time Yet?"

If families are reading this book at home, they would read the story that this lesson expounds on December 7. You can refer back to the book should you desire and ask children to tell you what they remember and retell the story in their own words. Explain that they'll hear more about this story today and that you want them to listen for something new. If families are not reading this book, please disregard this.

Introduction – Baby Charades (5-8 minutes)

What you need: one set of "Baby Charades" cards

Play a simple game of charades with the kids in your small group, getting one kid at a time to act out one of the scenarios on the charades cards. Once all of the scenarios have been acted out, have the kids tell you what they see that's similar in all of the things that they acted out.

SAY: "You guys did a great job of acting out all those different things and you're so smart for figuring out that all of those things have something to do with taking care of a baby. *Let's go to large group and see if we can figure out what a baby has to do with our story for this week.*"

Large Group (25-35 minutes)

Welcome

Ask the kids if they've ever been outside in the middle of nowhere and seen all the stars. Talk about how many stars there are. Maybe tell a story about trying to count them all one time or something like that. Tell them that today we're going to hear something that God once said about all of those stars and how many of them there are, but first we're going to stand up and worship the God who made the stars and put them all in place and knows exactly how many of them there are.

Worship Time

"Psalm 146:1, 6 says, 'Praise the Lord...the Maker of heaven and earth, the sea and everything in them- the Lord, who remains faithful forever.' Let's all stand up and sing a couple of songs that remind us of the truth of that verse. First, let's sing a song that reminds us that God is the Almighty Creator. Let's remember that God created the whole world...the heaven and earth and sea and everything in them, as the verse we just read said, but that He also created you and me and He created us to worship Him."

Almighty Creator

"That is such an amazing truth. God made us to worship Him, and then because of the brokenness in our lives and the separation between God and man when sin came into the world, God did the unthinkable. Our next song reminds us that God sent His Only Son to the world to take our place and take our punishment so that we could be made anew, have our sin forgiven and have a right relationship with God again. Let's sing that truth from John 3:16."

Eternal Life

Study God's Word

This morning, we're going to look at the promise of a baby and how the fulfillment of this promise was a huge part of God's rescue plan.

Now, I know what you're thinking.... We all know a baby was a huge part of the rescue plan, Jesus came to earth as a baby.... And, if that was what you were thinking then you would be right, but not about this story.

This story is about God promising an old man that He would be the father of a nation, but the problem was that this man and his wife were old and didn't have any children. You've probably figured it out by now, but this man was Abraham. He was 90 years old and his wife Sarah was 80. God had asked Abraham to follow Him to a new place and had promised Abraham that he would be the father of a great nation.

Abraham obeyed, but still didn't really think he'd had children in his old age. Abraham thought that a servant in his household would be his heir (the one who would count as his son).

Let's read Genesis 15:4-6 to see God's response to Abraham.

your very own son shall be your heir." And he brought him outside and said, "Look toward heaven, and number the stars, if you are able to number them." Then he said to him, "So shall your offspring be." And he believed the LORD, and he counted it to him as righteousness.

God told Abraham that he would have his own son. Wow! God was going to do the impossible and give a baby to an old man and old woman. God told Abraham that he would have as many descendants as the stars in the sky. That's a huge family. And, the verse ends by saying that Abraham believed God and God counted this belief as righteousness.

What is a word we can use when we believe something that we cannot see or something that seems impossible? Right, faith. Abraham had faith that God would do what we said He would do. Abraham trusted God's good plan.

But some time passed, and Abraham and Sarah still didn't have a child. So, they made their own plan and Abraham had a son named Ishmael.

But then, God spoke to Abraham again.

Let's read from Genesis 17:16-19. God said....

I will bless her, and moreover, I will give you a son by her. [God is talking about Sarah here.] I will bless her, and she shall become nations; kings of peoples shall come from her."

[Now God isn't just saying that Sarah will have a baby, but she'll be the mother of nations and kings. As we continue through this month, we'll see that great kings like David came from Abraham and Sarah's family line. And, even greater than that, Jesus Himself (the Forever King) came from their family line.]

Then Abraham fell on his face and laughed and said to himself, "Shall a child be born to a man who is a hundred years old? Shall Sarah, who is ninety years old, bear a child?" And Abraham said to God, "Oh that Ishmael might live before you!"

[After showing faith before, Abraham now seems to be doubting God's plan and hoping his own plan would work.]

God said, "No, but Sarah your wife shall bear you a son, and you shall call his name Isaac. I will establish my covenant with him as an everlasting covenant for his offspring after him.

[God reassures Abraham one more time that His plan is for Sarah to have a baby whom they will name Isaac.]

But, once again this promise wasn't fulfilled immediately. Abraham and Sarah had to wait and trust God. Let's look ahead to Genesis 21:2-3 to read the conclusion of this story.

“and Sarah conceived and bore Abraham a son in his old age at the time of which God had spoken to him. Abraham called the name of his son who was born to him, whom Sarah bore him, Isaac.”

It seemed impossible and in fact it was impossible for man, but God’s fulfilled His promise and gave a baby to an old man. Abraham’s family line would include many of the people we read about in the Bible, but most importantly, years and years and years later, after much more waiting, another baby would be born into Abraham’s family line and this baby would be the rescuer they were all waiting for!

In the next few weeks we’re going to continue talking about why Jesus came to earth, but for now let’s close by singing and reminding ourselves of the truth of the gospel... the Good News that Jesus die on the cross to pay for our sin and that He rose again so that we can live forever with Him.

The Gospel Song

Pray

“Dear God, thank you for reminding us from Your Word of the promise that you made to Abraham. Thank you for showing us that You are a promise keeping God. Thank you ultimately for keeping your promise of sending Your Son to die on the cross in our place. I pray that as we go to our small groups that You’ll teach us what it means to know you through Jesus. In Jesus name we pray, Amen.”

Dismiss kids to small groups.



A PROMISED BABY

Abraham & Isaac – Genesis 12-21

Small Group (30 - 40 minutes)

Younger group – ages 5-8

Before the Session:

- Story Timeline Charades - *one set of “story timeline charades” cards*
- Family Tree or Family Portrait - *a blank family tree per kid, blank paper, sample family tree, pencils, markers*
- Star Hunt - *one verse page, a set of star verse words, tape*
- Prayer Toss - *a bean bag*

1. Story Timeline Charades (review)

WHAT YOU NEED: one set of “story timeline charades” cards

As kids come back from large group, have them review the story in their own words. As they go through the story, help them to focus on the truth that we can’t do anything on our own to be like God and that the only way to God is through Jesus. Then, either have volunteers in the group (or yourself) read the story straight from the text.

This week’s story is LONG, so break it up into the following smaller sections.... **Genesis 12:1-3, Genesis 15:4-6, Genesis 18:9-14, Genesis 21:1-7.** Remind the kids in the group that the Bible is the Word of God and that it’s important for us to see and hear the story straight from the Bible.

Then, one at a time, have kids come forward and act out a scene from today’s story and then place themselves where they think they belong in the story in relation to the other scenes which have been acted out. Once all of the scenes have been acted out, review the story with them and discuss with them the promises that God made to Abraham and how he fulfilled them through Isaac and ultimately through

sending Jesus. Help the kids to see the outline of the story and how the whole story leads to God completely fulfilling His promise to make Abraham into a great nation by sending Jesus.

SAY: “You guys did a great job of acting out and putting today’s story in order. If today’s story is about a promise that God made to Abraham, why did we finish the timeline with Jesus dying on the cross and coming back to life? (wait for kids to respond.... prompt their answers and discussion if needed). When God made His promise to make Abraham into a great nation, He was making a big promise and explaining to Abraham that He was choosing people for Himself. God was choosing people to be His people- His children. God started keeping His promise by giving Abraham and Sarah a baby named Isaac, but the promise continued. *[THE POINT] God kept His promise to Abraham by sending Jesus.*”

2. Family Tree or Family Portrait (application)

WHAT YOU NEED: a blank family tree per kid, blank paper, sample family tree, pencils, markers

Show the kids in your small group the sample family tree (one that you worked on at home). Ask them what a family tree is and why they think you would have a family tree. Talk about how some people would have their parents and grandparents on their family tree to be able to see their whole family and remember the history in their family.

Give each kid a blank family tree and ask them to very quickly sketch out a simple family tree with their parents and brothers and sisters (and grandparents if they want). Remind kids of the promise that God made to Abraham to make him into a great nation and give him lots of kids and grandkids and descendants. Ask kids why Abraham was shocked when God made this promise (because Abraham didn’t have any kids yet).

Explain to the kids that from the time of Abraham to the time of Jesus, people were added to God’s family because they were a part of Abraham’s family (read genealogy in **Matthew 1**), but they still had to believe in God and trust God to save them. Just because they were in the family doesn’t mean they were saved. They could look at their family tree and say that Abraham was their great, great, great, great grandfather or something like that. But, from the time that Jesus came until today, people are added to God’s family by faith (or belief) in Jesus. Just like them, we have to trust God to save us to be saved. It doesn’t matter who our parents or grandparents are.

Help kids to understand that you can’t become a part of God’s family because your parents are, but that it is only by a personal decision to follow Jesus and believing by faith that He died on the cross to take the punishment for your sin. Ask kids to think of people who have helped them to learn more about who God is and are part of their spiritual family (like small group leaders, pastors or family friends) and have them add those people to their family trees.

Adaptation for younger groups (age 4-5) - Give each kid a piece of blank paper and have them draw a picture of their family, including whoever they would like to include from their family. Give kids time to work. As they work, talk about Abraham’s family. You may even want to read the genealogy of Jesus from **Matthew 1** to show that Jesus was a part of Abraham’s family. After kids finish their family pictures, have them share their pictures with the rest of the group.

Then, have the kids turn their papers over and on the back draw a picture of themselves and one or two people who have taught them a lot about who God is and what it means to be in a relationship with Him. These people could be people in their family or people not in their family (church family, small group leaders, etc.). As they work, explain to the kids that from the time of Abraham to the time of Jesus, people were added to God's family because they believed in God and because they were a part of Abraham's family...they could look at their family tree and say that Abraham was their great, great, great, great grandfather or something like that. But, from the time that Jesus came until today, people are added to God's family by faith (or belief) in Jesus. Help kids to understand that you can't become a part of God's family because your parents are, but that it is only by a personal decision to follow Jesus and believing by faith that He died on the cross to take the punishment for your sin.

SAY: "Take your family tree home and sit down with your mom or dad sometime today and talk about the people who you added to your family tree. If your parents have been important in teaching you about God, thank them for the things they have taught you. This family tree is a great reminder for each of us that people are brought into God's family by faith and is a great reminder of all the people who have been important in teaching you about what it means to have a relationship with God and teaching you how **[THE POINT]** *God kept His promise to Abraham by sending Jesus.*

[HEART TO HEART] *Share with the kids in your small group what it means to you to be included in God's family by faith even though you aren't actually one of Abraham's descendants. (As you prepare and think through this, read through Romans 9 and rejoice in God's Sovereign choice.)*

3. Star Hunt (Memory Verse)

WHAT YOU NEED: one verse page, a set of star verse words, tape

Before class, cut out the stars and tape them all over the room. If you have more than 10 kids in your class, or multiple groups in the room, prepare one set of stars (different colors of paper) for each group or every 5-8 kids in the room.

Ask if anyone has already learned this month's verse. Work together to find the verse in all of the children's Bibles. Give clues to help early readers. [It's in the New Testament. It's after Matthew, Mark, Luke and John. It starts with a letter G. etc.].

Read the verse together.

Then, point out the stars. Divide kids into teams (if you have enough kids to do so).

Explain that the words of the verse are written on the stars that are all around the room.

Send kids out one at a time (or one per group at a time) to collect the stars. Once all of the stars have been collected, work together to put the verse in order and read it together a few times.

SAY: "Today we've talked a lot about how **[THE POINT]** *God kept His promise to Abraham by sending Jesus.* Even though Abraham lived a long time before Jesus and he was Jesus' great, great, great, great, great, great, great grandfather, Abraham was living in faith for the day when the Rescuer would come. Our verse for the month reminds us that not only was Jesus the fulfillment of a promise to Abraham, but

that He came to earth at just the right time and for one specific reason, to bring God's people back into relationship with Him forever."

4. Prayer Toss

WHAT YOU NEED: a bean bag

Sit in a circle with the kids in your small group. Tell the kids that as a group you're going to say a prayer. One at a time you'll toss the bean bag to a kid who will say thank you to God for something (something He made, something He has done or something in their life) and then toss the bean bag back to you. Each time you get the bean bag back you should thank God for sending Jesus, thank God for being faithful, thank God for keeping His promises, or something else along those lines. After all of the kids have had a chance to say a sentence thank you prayer, close the prayer time with amen.

SAY: "[*THE POINT*] *God kept His promise to Abraham by sending Jesus.* Everything that we are thanking God for today is possible because God sent Jesus to make it possible for people to have a relationship with God and be brought into His family."

Conclude the session with a review and prayer.



A PROMISED BABY

Abraham & Isaac - Genesis 12-21

Small Group (30 - 40 minutes)

Older group – ages 8-12

Before the Session:

- Family as Big as the Stars - large sheet of blank paper, markers, Bibles
- Prayer by Faith - the star poster from the previous activity
- Birth Announcement - ½ piece of blank paper per kid, markers, pencils & Bibles
- Faith Family Tree - a blank family tree per kid, sample family tree, pencils, markers

1. Family as Big as the Stars (review & Scripture Search)

WHAT YOU NEED: large sheet of blank paper, markers, Bibles

As kids come back from large group, have them review the story in their own words. As they go through the story, help them to focus on the truth that we can't do anything on our own to be like God and that the only way to God is through Jesus. Then, either have volunteers in the group (or your yourself) read the story straight from the text.

This week's story is LONG, so break it up into the following smaller sections.... **Genesis 12:1-3, Genesis 15:4-6, Genesis 18:9-14, Genesis 21:1-7**. Remind the kids in the group that the Bible is the Word of God and that it's important for us to see and hear the story straight from the Bible.

Have the kids in the group talk you through the main points of the story, focusing in on God's promise & fulfillment and how the ultimate fulfillment of God's promise is through Jesus. Have one of the kids in your group read **Hebrews 11:8-12**. Discuss as a group the various areas that Abraham showed faith. Remind the kids in the group that God promised Abraham (who was an old man with no kids) that he would be the father of a great nation. It took a lot of faith for Abraham to believe God and trust that God had a plan greater than Abraham could possibly imagine.

Explain that in the story of Jesus' birth we can find a list of all of Abraham's descendants. Have kids open their Bibles to **Matthew 1**. Divide the group into 4 teams. Assign each team the following Scripture...

- (1) Matthew 1:2-6,
- (2) Matthew 1:7-11,
- (3) Matthew 1:12-16,
- (4) all of the New Testament.

Explain that on a large sheet of paper teams will work together to draw stars and write the names of Abraham's descendants on the stars. Team 4 will not be writing biological descendants but will be writing the names of people mentioned in the New Testament who followed Jesus and therefore became part of Abraham's family by faith. This team will mainly be working by memory, but you could encourage them to flip through the book of Acts and look for names of people who followed Jesus. Give kids time to draw the stars and write the names. As they work, draw empty stars all around where they are working for a part of the project later on.

SAY: "All over this paper we have stars with names of people who were part of God's chosen people. When God first called Abraham, He was choosing people for Himself, God promised Abraham that he would make Abraham into a great nation, and Abraham believed God and had faith in Him even though he was old and childless. As we read the genealogy of Jesus in Matthew and wrote the names on the stars, we saw people were part of Abraham's family, the promised family who were chosen by God. God kept His promise to Abraham by sending Isaac and making Him into a great nation, but even more importantly than Isaac, *[THE POINT] God kept His promise to Abraham by sending Jesus.*"

[HEART TO HEART] Write your name on one of the stars you drew while the kids were working. As you write your name, say "Because God has given me faith to believe in Jesus, I have now been forgiven of my sins and have been brought into a new and real relationship with God. Because of Jesus, I am now part of the promise that God made to Abraham years ago." Explain to the kids in the group that you would like them to add to the page names of people who they know personally who are now counted among the family of God because of their faith in God (this could be their parents, church leaders, or themselves if they have already made a personal decision to follow Christ).

DISCUSSION QUESTIONS:

- 1. Define faith. Read Hebrews 11:1
- 2. Where does faith come from?
- 3. How do you show that you have faith in Jesus?

2. Prayer By Faith (Prayer)

WHAT YOU NEED: the star poster from the previous activity

Explain to your group that you're going to give them some time to pray silently about where they are with God. Encourage them to think about what it means to have a relationship with God, areas of sin in their lives, commitment, confession, etc. Give kids a few minutes of silence to spend time alone with God and then lead out in prayer for your small group, that they would grow in their understanding of God and

what it means to have a relationship with Him through faith in Jesus. Make sure in your prayer to focus in on what it means to have an individual/ personal relationship with God through faith in Jesus.

SAY: “When God promised Abraham that he would make him into a great nation, Abraham had no idea the size of the promise that God was making. God kept His promise to Abraham by giving him Isaac and in a big way, *[THE POINT] God kept His promise to Abraham by sending Jesus.* When God fulfilled His promise to Abraham, He made it possible for each of us to have a real and personal relationship with God. There is nothing we can do on our own to earn our salvation or to force our way back into a relationship with God, but through faith in Jesus alone we can be counted as part of the promise that God made to Abraham so many years ago. (Read **Ephesians 2:8-9** as a reminder of this truth).”

3. Birth Announcement

WHAT YOU NEED: ½ piece of blank paper per kid, markers, pencils & Bibles

Remind the kids in your group of the genealogy of Jesus that you read earlier. Then, have one of the kids in the group read **Matthew 1:21** and explain that this is our challenge verse for the week. Discuss how this one verse introduces Jesus and explains His whole reason for coming to earth. Jesus came to save His people from their sin. He came to die on the cross in our place. He came as the lamb who would be slain to reconcile His people to God.

Then read the main memory verse for the month – **Galatians 4:4-5**. Talk about how these two verses work together to tell us the reason for Jesus’ birth.

Hand out the paper and explain that you want them to imagine that they are designing a birth announcement (a notice that parents send out giving info about their newborn child) for Jesus. Design the announcement including pertinent info (where & when He was born, parents’ names, etc.), 1 or both of our verses and some sort of design or drawing to explain His reason for coming.

Once all the kids have finished their birth announcements, give them a few minutes to share them with the rest of the group and discuss what they included. Say the verse together a couple of times.

SAY: “Looking at these birth announcements that you’ve drawn is a great reminder that *[THE POINT] God kept His promise to Abraham by sending Jesus.*”

4. Faith Family Tree (Application)

WHAT YOU NEED: a blank family tree per kid, sample family tree, pencils, markers

Show the kids in your small group the sample family tree (one that you worked on at home). Ask them what a family tree is and why they think you would have a family tree. Talk about how some people would have their parents and grandparents on their family tree to be able to see their whole family and remember the history in their family. Give each kid a blank family tree and ask them to very quickly sketch out a simple family tree with their parents and brothers and sisters (and grandparents if they want).

Remind kids of the promise that God made to Abraham to make him into a great nation and give him lots of kids and grandkids and descendants. Ask kids why Abraham was shocked when God made this promise (because Abraham didn't have any kids yet). Explain to the kids that from the time of Abraham to the time of Jesus, people were added to God's family because they were a part of Abraham's family (read genealogy in **Matthew 1**)...they could look at their family tree and say that Abraham was their great, great, great, great grandfather or something like that. They still had to believe in God and trust that He would save them, but they also had the physical hope of being in Abraham's family. But, from the time that Jesus came until today, people are added to God's family by faith (or belief) in Jesus. Help kids to understand that you can't become a part of God's family because your parents are, but that it is only by a personal decision to follow Jesus and believing by faith that He died on the cross to take the punishment for your sin. Ask kids to think of people who have helped them to learn more about who God is and are part of their spiritual family (like small group leaders, pastors or family friends) and have them add those people to their family trees and circle them to remind them that even though they aren't physically related to these people that they are part of their spiritual family.

SAY: "Take your family tree home and sit down with your mom or dad sometime today and talk about the people who you added to your family tree. If your parents have been important in teaching you about God, thank them for the things they have taught you. This family tree is a great reminder for each of us that people are brought into God's family by faith and is a great reminder of all the people who have been important in teaching you about what it means to have a relationship with God and teaching you how *[THE POINT] God kept His promise to Abraham by sending Jesus.*

[HEART TO HEART] Share with the kids in your small group what it means to you to be included in God's family by faith even though you aren't actually one of Abraham's descendants. (As you prepare and think through this, read through Romans 9 and rejoice in God's Sovereign choice.)

Conclude with a brief prayer



A PROMISED BABY

Abraham & Isaac – Genesis 12-21 Is It Time Yet? Week Two - Take Home Page

Memory Verse: But when the fullness of time had come, God sent forth His Son, born of woman, born under the law, to redeem those who were under the law, so that we might receive adoption as sons.

Galatians 4:4-5

Challenge Verse: She will bear a son, and you shall call his name Jesus, for he will save his people from their sins. Matthew 1:21

When God first called Abraham, He was choosing people for Himself, God promised Abraham that he would make Abraham into a great nation, and Abraham believed God and had faith in Him even though he was old and childless. As we read the genealogy of Jesus in Matthew and wrote the names on the stars, we saw people were part of Abraham's family, the promised family who were chosen by God. God kept His promise to Abraham by sending Isaac and making Him into a great nation, but even more importantly than Isaac, [THE POINT] God kept His promise to Abraham by sending Jesus.

Day 1 – Genesis 12:1-9

Go outside and look at the stars and see if you can count them. Think about the fact that God's family has more members than the stars in the sky. Thank God for your family and for the way He kept His promise to Abraham through the birth of Isaac & eventually the birth of Jesus.

Day 2 - Read Genesis 15:1-11

What promise did God make to Abraham?

Day 3 - Read Genesis 15:12-21

According to these verses, what would happen before God gave His people the land?

Day 4 - Read Genesis 18:1-15

How did Sarah respond to the news that she would have a child?

Day 5 - Read Genesis 21:1-7 & Matthew 1:1-16

When was Isaac born?

Birth Stories


Tell the stories of the birth of each of the kids in the family. Thank God for your family and for the way He kept His promise to Abraham through the birth of Isaac & eventually the birth of Jesus

.....

Q – What is the atonement?

A – Jesus satisfied the wrath of God the Father by dying in the place of sinners and paying the penalty for our sin.

.....




A PROMISED BABY

Abraham & Isaac - Genesis 12-21



WHAT WAS GOD'S PROMISE TO ABRAHAM?

(Genesis 15:5, 13-16)



There are 100,000,000,000
stars in our galaxy!

Read: Genesis 12, 15, 18 & 21

drink a bottle

crawl

cry

suck a pacifier

play with a toy

try to walk &
fall down

suck your thumb

reach up for someone
to hold you

Story Timeline Charades

**God made a
promise to
Abraham**

Story Timeline Charades

**Abraham
looked up
at the stars**

Story Timeline Charades

**Sarah laughed
about having
a baby**

Story Timeline Charades

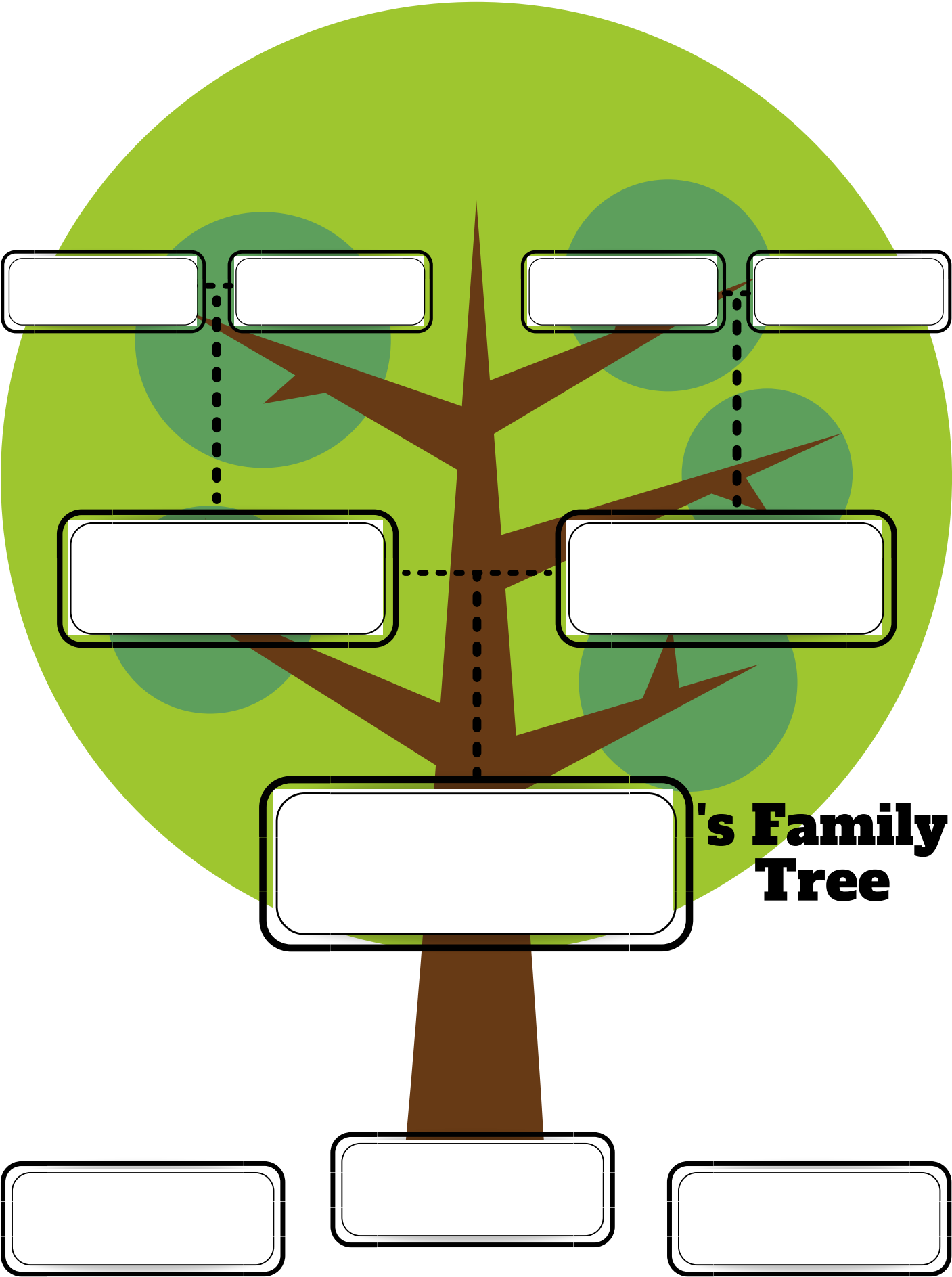
**Isaac was
born**

Story Timeline Charades

**Jesus
was born**

Story Timeline Charades

**Jesus
died on the
cross**



**'s Family
Tree**







PROMISES AND PROPHECIES

Prophecies about Jesus - Isaiah

Theme: Is it Time Yet?

Memory Verse: " But when the fullness of time had come, God sent forth His Son, born of woman, born under the law, to redeem those who were under the law, so that we might receive adoption as sons."
Galatians 4:4-5

Challenge Verse: "Therefore the Lord Himself will give you a sign: 'the virgin will be with child and will give birth to a son, and will call Him Immanuel.'" Isaiah 7:14

The Bible Story: Prophecies about Jesus - Isaiah

The Point: The Rescuer is coming

Book Connection - Day 21 of "Is It Time Yet?"

If families are reading this book at home, they would read the story that this lesson expounds on December 21. You can refer to the book should you desire and ask children to tell you what they remember and retell the story in their own words. Explain that they'll hear more about this story today and that you want them to listen for something new. If families are not reading this book, please disregard this.

Introduction – Christmas Stories (5-8 minutes)

WHAT YOU NEED: nothing needed

Ask the kids how many of them have favorite Christmas stories. Explain that you're going to work together to finish some Christmas stories. Start the kids off with some simple sentences and have them take turns finishing the stories.

Some of the story starters you could use are:

- When my family gets together, we....
- One of the traditions in our house is...
- On Christmas Eve we....
- One Christmas morning...
- On the dinner table...
- The best gift I ever received was...

Feel free to use more of your own story starters.

SAY: “Those were some interesting stories and I enjoyed hearing how the stories ended. When I came in this morning I had no idea how some of them would end. All year we’ve been talking about the beginning of the greatest story ever told. **Let’s go to large group and listen carefully for the rest of the story...or at least the beginning of the rest of the story.”**

Large Group (25-35 minutes)

Welcome – The Name Game

“Good morning guys. We’re going to play the Name Game this morning. I’ve chosen 3 contestants and you’re going to vote what the meaning of their name is.”

Before class look up the names of several of your regular attendees and make a list of names and meanings. Call 3 kids up from the list. Choose one of the 3 meanings and have the rest of the kids vote which name matches which kid.

“Sometimes parents choose names because of the meaning. That was especially true in the Bible. You often read about people who gave their babies’ names that meant something. This morning we’re going to hear about some of the names that were given to Jesus long before He was born. But before we get to that point, let’s take some time to focus on God and think about who He is and what He has done.”

Worship Time

“This month we’re looking at the truth that Jesus came at just the right time. In the Bible we see lots of examples of God’s faithfulness to His people. We see God provide a ram to protect Isaac, we see Him lead His people from slavery in Egypt by opening up the sea for them to walk across, we see Him give His people rules to protect His people and help them know how to live, we see Him give His people the promised land and so much more. Today in our story, we’re going to start to see the ultimate fulfillment of God’s promise as we hear the prophecies of what this Rescuer would be like. Let’s stand up and sing a song that reminds us that Jesus came to earth to save sinners like you and me...”

Jesus Came to Save Sinners

“But what was it like when Jesus came to earth? Did Jesus come as a King to rule and reign over the world? No, Jesus came to earth as a baby. He lived a perfect life. He died on the cross and rose again to give His people new life. Let’s get into the Christmas season by singing a song that reminds us that Jesus came as a baby in the manger to die on the cross as the perfect sacrifice for our sins.”

He Made a Way in a Manger

Study God's Word

One of the truths we've seen over and over this month is that Jesus coming to earth was God's good plan from the very beginning. Throughout the Bible, the story of God rescuing His people, there are hints and shadows, promises and prophecies. We've seen many of them already.

Who can name one? Here are a few: (*you may want to show pictures of these scenes as clues*)

1. God promised Adam and Eve that a descendant of woman would crush the serpent.
2. God promised Abraham that one of his descendants would bless all nations.
3. God provided a ram to die in Isaac's place and then Jesus died in our place to pay for sin.
4. God told them to paint lamb's blood on their doors and He passed over them in Egypt. The lamb died in their place and then Jesus died in our place

We could go on and on.

In fact, Jesus says in Luke 24 that all of the law and prophets point to Him and that they had all been fulfilled. Jesus said that the whole Bible was about Him. Wow!

But even though there were lots of hints, God also sent prophets to tell the people about the coming Messiah (the coming Rescuer). Who can tell me what a prophet is? (*pause for responses*)

A prophet is someone in the Bible who spoke on behalf of God and told people what God was going to do. Prophets also warned people that God was going to judge the world and told them to turn back to God. If you look at the 2nd half of the Old Testament, you'll find lots of prophets who spoke for God, like Jeremiah, Ezekiel, Micah and Obadiah, just to name a few.

One of these prophets was a man named Isaiah. Isaiah lived about 700 years before Jesus. Think about that for just a minute. Isaiah wasn't speaking at the time Jesus was born, or even just before. Isaiah spoke about Jesus 700 years before He was born, and as we'll see, he prophesied many things about who Jesus is and why He came to earth.

God called Isaiah to go to His people and speak of Him. Isaiah prophesied (or spoke) many things about the coming Messiah. Let's read a few of those prophecies.

Isaiah 7:14 - *Therefore the Lord himself will give you a sign. Behold, the virgin shall conceive and bear a son, and shall call his name Immanuel.* - in this verse, Isaiah tells us that a virgin would have a baby and he would be called Immanuel (or God with us). We see this coming true when the angel tells Mary that she would have a son and that He would be the Son of God.

Isaiah 9:6 - *For to us a child is born, to us a son is given, and the government shall be upon his shoulder, and his name shall be called Wonderful Counselor, Mighty God, Everlasting Father, Prince of Peace.* - In this verse we see Isaiah talking about this son that would be given and describing Him. You'll look at this verse a lot in small group, but let's look at a just a few of the things that Isaiah says.

1. *A child would be born – Jesus was born as a baby*
2. *A son would be given – Jesus is the Son of God*
3. *Mighty God – Jesus is God Himself*
4. *Prince of Peace – Jesus brought peace between God and man when He died to pay of our sins.*

Isaiah prophesied some amazing things about Jesus' birth. He also prophesied about Jesus' death, which we've learned is the reason Jesus came to earth. If you have time this week, you could read **Isaiah 53** and see all of the prophecies about Jesus' death, but let's look at just one.

Isaiah 53:5 - But he was pierced for our transgressions; he was crushed for our iniquities; - Jesus died because of the sins of His people. Jesus died to pay the price for our sin.

When Isaiah said these things, they were amazing. What could it mean? How would God send a son? How would a baby be born to a virgin? Why would the Rescuer die for His people?

Even more amazing was that all of these things actually happened. God Himself came to earth in the person of Jesus. He was born as a helpless baby to a young woman named Mary. He was the Son of God and He was God Himself. And, He came to die.

The people were expecting the Rescuer to come as a mighty leader and overthrow their physical enemies. But instead, Jesus came to defeat an even greater enemy. Jesus came to conquer the power of sin and death and bring God's people back into forever relationship with Him.

"Before we go to our small groups, let's sing a song that reminds us that God sent Jesus to earth to rescue His people so that we could live forever with Him."

Eternal Life

Pray

"Dear God, thank You for the way you've always kept Your promises to Your people. Thank You especially for keeping Your promise to send the rescuer by sending Jesus to rescue Your people from sin and the punishment that we deserve because of our sin. Thank You for sending Jesus to be our rescuer. In Jesus name we pray, Amen."

Dismiss kids to small groups.



PROMISES AND PROPHECIES

Prophecies about Jesus - Isaiah

Small Group (30 - 40 minutes)

Younger group – ages 5-8

Before the Session:

- **Prophecy Scroll** - 1 sheet of paper cut in half vertically, 2 straws & one rubber band per kid... markers, pencils and tape
- **Crack the Code** - "Coded Verse" pages (one per kid), word cut outs, glue and Bibles
- **Name Match** – no materials needed
- **Pray for Peace** - a bean bag or a beach ball

1. Prophecy Scroll (review)

WHAT YOU NEED: 1 sheet of paper cut in half vertically, 2 straws & one rubber band per kid... markers, pencils and tape

Before class prepare some simple scrolls by cutting the paper vertically and carefully taping the pieces together to make a long piece. Then, tape a straw to each end of a paper (unless you think your group can handle this on their own).

As kids come back from large group, ask them to tell you what the first thing is they should do after hearing a story like this from the Bible. Hopefully at least one kid in the group will say that we should read it from the Bible. Our passage this morning is most of the book of Isaiah, along with a few other passages, so obviously we won't have the kids read the whole thing, but some passages you might want to consider are.... **Isaiah 9:1-7 and Isaiah 53.**

After reading the passage, show the kids one of the blank scrolls. Remind the kids that scrolls were like books in Bible times and that the Bible was first written on scrolls. Ask kids to tell you some of the things they remember from today's story that Isaiah wrote on His scroll about the rescuer who was coming. Kids should mention things like...God is sending a baby who will be the King, the baby will be born to a woman without a husband, He will heal people, He will suffer and die for His people, etc.

Explain to the kids that they're going to make a scroll to remind them of some (or all of the things) that Isaiah told the people about the rescuer who was coming. Hand out the scrolls and put out the markers and pencils. Give kids plenty of time to work on writing and drawing things in their scroll about Jesus. As kids work, talk with them about the things they've putting in their scrolls and how cool it is that Isaiah wrote these things hundreds of years before Jesus was born and they all came true. After kids finish making their scrolls, help them roll them up and secure them with a rubber band (or ribbon). Encourage them to take their scrolls home and "read" them to their families.

****For younger kids (non-readers), you might want to walk them through the process step by step... have everyone draw Jesus as a baby in the manger, then have everyone draw Jesus healing people, then have everyone draw Jesus on the cross, etc.**

SAY: "Isaiah had great news for the people. He told them **[THE POINT]** the rescuer is coming, and he even told them lots about what the rescuer would be like so they would recognize Him when they saw Him. The people had been trying different ways to get back to God, but they kept failing. In fact, many of the people had forgotten completely about God and were just living their own lives, disobeying God (or sinning) and even worshipping other gods. **[HEART TO HEART]** God wants us to remember that the only way we can get back into a relationship with God is by believing that God sent Jesus to rescue us (John 3:16, 14:6, Romans 5:8). Right now, everywhere we look there are reminders of Christmas- stores want us to buy their stuff for gifts and decorations, malls have Christmas trees. Each time you see a Christmas decoration this week, pause for a moment and say thank you to God for the gift of Jesus who is the great rescuer and the only way back to God."

2. Crack the Code (memory verse)

WHAT YOU NEED: "Coded Verse" pages (one per kid), word cut outs, glue and Bibles

Guide the kids in your group to find the book of Isaiah in their Bibles. (really work with them on basic Bible skills- even the little ones) Encourage them to work in teams of two if they want to. Use the table of contents to find the page Isaiah starts on. After they have found the book, explain that the first number they're looking for is the chapter of the book. Have them look for the big number "7," marking the seventh chapter. Then guide them to find the 14th verse (the little number 14 inside chapter 7). Read the verse aloud as they follow along. Ask if anyone would like to have a turn reading the verse aloud. Be ready to assist young readers if they need help.

Explain as they read that this verse is our challenge memory verse for this week.

Then give each child a verse code page and a set of word cut outs. Have them help you figure out what the pictures mean. Then, work with them to place the cut outs in the right place to finish the verse. Then all read the verse together.

****if the question is asked, the best definition for virgin is a girl who isn't married yet.**

SAY: "Who do you think this verse is talking about? Right, this verse is talking about Jesus. Soon we'll be celebrating Christmas. I know you guys are all excited about getting cool Christmas presents, or maybe

you even have a gift you're excited about giving someone, but we need to remember that the best gift of all is God's love and a right relationship with Him. The best gift anyone has ever received is the gift of God's love (Romans 6:23)- and God gave that gift when He sent Jesus to be born as a baby and eventually die in our place to rescue us from our sin. We need to remember what Isaiah was saying to the people all those years before Jesus was born.... **[THE POINT] the rescuer is coming.** That truth reminds us why Jesus came to earth. He came to rescue His people (Luke 19:10).

3. Name Match

WHAT YOU NEED: no materials needed

SAY: "On the day each of you were born, your mom and dad looked at you and smiled and then turned to the doctor or nurse and said, 'his name will be _____'(say the name of one of the kids in your group). They were excited to tell people your name and to introduce you to people. Maybe you were named after a grandparent, or a friend, or a famous person, or someone in the Bible. Maybe your parents gave you a name that means something (like blessing, or gift, or follower of God) because they hoped that you would live up to that name. Let's play a little game using our names."

Have kids sit in a circle with their hands in their laps. Show the kids the rhythm you'll use for this game (one pat on each thigh, left hand snap, right hand snap, say your own name, one pat on each thigh, 2 snaps say someone else's name). Whoever's name is said then does the rhythm and says their name and someone else's name. Play slowly so that kids can get the rhythm and play until all kids have had a chance to participate.

SAY: "Just like each of your names are special and your parents were proud to tell people who you are, the names of Jesus in this month's Bible verse are special because they tell us about who Jesus would become. These names tell us who Jesus is and what He would be like."

As a group, talk about the 4 names of Jesus we see in Isaiah 9 and what each of them means, using the thoughts below. Some of the older kids may be able to suggest stories where Jesus showed these characteristics, with younger kids just talk through them. If time allows, read a couple of the passages suggested (or make sure you've read them before coming to class to be prepared to discuss them). Through the discussion help kids to see that Jesus is God and that Jesus came to earth to rescue His people.

Wonderful Counselor- God is wise and always has the right answer for all of our questions. He wants us to come to Him for advice. His Word (the Bible) will always tell us what we need to know and what we need to do. In the story of Nicodemus, he came to Jesus for advice (John 3), the disciples were always asking Jesus questions (John 3), the woman at the well asked Jesus questions (John 4).

Mighty God- Since Jesus is God, He has all the power of God. He is almighty. Calming the sea, walking on water, John 1:1-3, feeding of the 5000, any of the healing stories

Everlasting Father- Jesus is God. People had always called God, Father, but now people would also call Jesus Father. Jesus wanted people to see that He and God (the Father) are one - John 14:7 & John 14:9-10, John 10:30

Prince of Peace- Jesus wasn't coming to lead an army to overthrow Rome even though that's what people wanted. He came in peace as a little baby (Luke 2), entering Jerusalem on a donkey (Matthew 21), crucifixion (curtain tearing bringing peace between God and man), Mark 14:48 (not leading a rebellion)

SAY: “Just like all of your names have special meanings, this verse reminds us that the names of Jesus were special and helped people to see who Jesus would be. *[HEART TO HEART]* Share with the kids which of these names of Jesus means the most to you and why. Jesus wants us to remember that He is the only way to have peace between God and man, and to rejoice in the fact that *[THE POINT]* the rescuer is coming and in fact He has already come and is coming again.”

4. Pray for Peace

WHAT YOU NEED: a bean bag or a beach ball

Have kids sit in a circle and tell them we’re going to thank God for the gift of Jesus. Tell kids they can say (1) thank you God for Jesus, (2) thank you God for the Prince of Peace, (3) thank you God for the Mighty God, (4) thank you God for the Everlasting Father, or (5) thank you God for the Wonderful Counselor. Toss the ball or bean bag around the circle with whoever is holding the ball or bean bag saying a brief thank you to God for sending Jesus as the best Christmas gift ever. After all the kids have had at least one chance to pray, close the prayer time by thanking God for the gift of Jesus and for the gift of salvation in your life and pray for the kids in your group that they would realize their need for a Savior and turn to Jesus in repentance.

SAY “It’s great when we can say thank you to God. The Bible tells us that God loved His people so much even though we didn’t deserve it (John 3:16, 1 John 3:16). That’s why God sent Jesus to earth- to show us how much He loves us and to give us the only way to have peace with Him and be back in relationship with Him. As we heard this morning about all of the things that Isaiah told the people about how *[THE POINT]* the rescuer is coming, we need to remember that Jesus is the Rescuer and that He came to earth as a baby to grow up and die on the cross. Whenever we see Christmas decorations or think about Christmas, we need to remember that the reason Jesus came to earth was to die on the cross.”

Conclude the session with a review and prayer.



PROMISES AND PROPHECIES

Prophecies about Jesus - Isaiah

Small Group (30 - 40 minutes)

Older group – ages 8-12

Before the Session:

- Searching for the Prince of Peace - *current newspapers and scissors*
- Gift of Jesus - *1 paper plate per kid, markers and Bibles*
- Pray the Verse - *no materials needed*
- Prophecy Ornaments – *Bible, small ornament pattern cards (printed on card paper), yarn/ ribbon, scissors, markers & pencils*

1. Searching for the Prince of Peace (review and application)

WHAT YOU NEED: current newspapers and scissors

As kids come back from large group, ask them to tell you what the first thing is they should do after hearing a story like this from the Bible. Hopefully at least one kid in the group will say that we should read it from the Bible. Our passage this morning is most of the book of Isaiah, along with other passages, so obviously we won't have the kids read the whole thing, but some passages you might want to consider are.... **Isaiah 9:1-7 and Isaiah 53.**

Divide your small group into pairs and give each pair a section of newspaper and a pair of scissors. Give pairs a few minutes to look through their newspaper and see if they can find any **peace**. After about a minute of searching, say *"There doesn't seem to be a lot of peace out there in the world. Instead of looking for peace, how about we switch, and each pair find and cut out a story about somewhere in the world where there is little or no peace."*

Bring pairs back together and have them share the stories they've found with the rest of the group. Talk for a few minutes about how there isn't a lot of peace in the world right now.

SAY: “All around the world right now there is a significant lack of peace. People always try to figure out ways to make peace on their own, but we know that peace can only come from God. Let’s look up a couple of verses about God giving peace to His people (Psalm 4:8, Psalm 29:11, Psalm 85:8, Proverbs 16:7, John 14:27). The most amazing way that God gives peace to His people is by restoring peace between Himself and His people through Jesus. Can someone read Isaiah 9:6 for us? What is one of the names of Jesus that we see in this verse that fits in with what we’ve just been talking about? As the Prince of Peace, Jesus fulfilled God’s promise that **[THE POINT] the rescuer is coming**, and Jesus, and Jesus alone, restores peace between God and man. **[HEART THE HEART] In fact, Jesus tells us Himself in John 14:6 that He is the only way to God.**”

Before moving on to the next activity, ask a couple of kids to pray for the situations they’ve read about and ask God to bring His peace to those situations and to help the people involved to see Him as the only source of peace. Pray for people in these places and situations who have never even heard of Jesus that someone who go and tell them the good news of Jesus and they would turn to Him as their Savior.

2. Gift of Jesus (application)

WHAT YOU NEED: 1 paper plate per kid, markers and Bibles

Have kids look up Isaiah 9:6 in their Bibles and read the verse together.

Hand out the paper plates and markers and encourage kids to write the verse on the plate and decorate it in a way to show someone the true meaning of Christmas. Encourage them to take the plate home with them and put some cookies or other treats on it and take it to a neighbor as an early Christmas gift. As they eat the cookies, they’ll see the verse on the plate.

As kids work, discuss the names of Jesus that we see in Isaiah 9:6. Through the discussion help kids to see that Jesus is God and that Jesus came to earth to rescue His people.

Wonderful Counselor- God is wise and always has the right answer for all of our questions. He wants us to come to Him for advice. His Word (the Bible) will always tell us what we need to know and what we need to do. In the story of Nicodemus, he came to Jesus for advice (John 3), the disciples were always asking Jesus questions (John 3), the woman at the well asked Jesus questions (John 4).

Mighty God- Since Jesus is God, He has all the power of God. He is almighty. Calming the sea, walking on water, John 1:1-3, feeding of the 5000, any of the healing stories

Everlasting Father- Jesus is God. People had always called God, Father, but now people would also call Jesus Father. Jesus wanted people to see that He and God (the Father) are one - John 14:7 & John 14:9-10, John 10:30

Prince of Peace- Jesus wasn’t coming to lead an army to overthrow Rome even though that’s what people wanted. He came in peace as a little baby (Luke 2), entering Jerusalem on a donkey (Matthew 21), crucifixion (curtain tearing bringing peace between God and man), Mark 14:48 (not leading a rebellion)

SAY: “Throughout the Old Testament, God kept promising that *[THE POINT] the rescuer is coming*. The people were waiting to be saved from their bad situations (slavery and other problems), but instead God sent His Son as a baby to die in their place and save them from something even worse than their current circumstances- to save them from sin and death. As you use your verse plate to share a treat with a neighbor be sure to also share with them the truth about Christmas and the good news of Jesus.”

[HEART TO HEART] *Share what it means that Jesus is the promised rescuer (Luke 19:10). Talk briefly about sin and why we all need to be rescued (Romans 3:10-12 & 23, 6:23). Help kids to see that it's not just people out there, or people in other countries who need to be rescued, but that all of us are lost without Jesus and we all need Jesus to rescue us.*

3. Pray the Verse (Prayer)

WHAT YOU NEED: no materials needed

Have kids go back with the same partner they were with for the newspaper activity and pray for their partner that they would see Jesus as the names in Isaiah 9:6 this week.... Example... Please show Yourself as the Mighty God in _____'s life as she does her homework this week... or... Please help _____ to see you as the Prince of Peace as he spends time with his friends this week. After kids have had a chance to pray for one another, bring them back together and close by praying this verse for your small group in the same way. *(as you prepare to teach this week, you might want to spend some time thinking through how and what to pray for each of the kids in your group).*

SAY: “It’s easy sometimes for us to think about the various stories we know about Jesus. We think about His miracles. At Christmas time we think about His birth and at Easter time we think about His death and resurrection. This Christmas season let’s focus not just on His birth, but on the fact that Jesus came to earth as the best Christmas present ever- as the only way to restore the relationship between God and His people. Jesus was sent by Jesus to keep God’s promise that *[THE POINT] the rescuer is coming*. This week you’ll probably see a lot of Christmas decorations around town as we get closer and closer to Christmas. Many people celebrate Christmas in the sense of giving and getting gifts, but each time you see these decorations, think about the fact that the real reason for Christmas is Jesus and thank God for sending His Son to bring peace between God and man by dying

4. Prophecy Ornaments (Memory Verse and Scripture Search)

WHAT YOU NEED: Bibles, small ornament pattern cards (printed on card paper), yarn/ ribbon, scissors, markers & pencils, other items to decorate the ornaments

Ask the kids how many of them have already put up their Christmas decorations. Ask kids to share with the rest of the group what their favorite Christmas decoration is. Explain that they’re going to work to make ornaments for their Christmas tree (and then they can take them home with them if they’d like).

Remind the group of what they heard in large group today and how throughout the book of Isaiah there are prophecies about Jesus.... about His birth, His ministry, His life and His death.

Hand out the blank ornaments and encourage kids to each make some sort of ornament to take home and put on their Christmas tree as a reminder of God keeping His promises to send a rescuer and how these verses point to Jesus. Kids can write or draw on their ornaments but encourage them to think creatively about how to show the truths they heard this week.

Some of the verses they could consider using are.... Isaiah 7:14- virgin birth, Isaiah 9:6-7- God's son, Isaiah 35:4-6- he would perform miracles, Isaiah 40:1-9- preceded by a messenger, Isaiah 53- his death for our sake, Isaiah 11:1- from David's line, or our memory verse for the month (Galatians 4:4-5). After kids have made their ornaments, give them a chance to share with the rest of the group what they made.

Since this is our memory verse activity for the week, as kids work, review Galatians 4:4-5 showing that part of the right time involved the fulfilling of these prophecies and have kids recite it together. You can also introduce Isaiah 7:14 as our challenge verse for the week.

SAY: "You guys made some very creative ornaments that are not only nice to look at, but they also do a great job of reminding us that God kept His promise that **[THE POINT]** the rescuer is coming, by sending Jesus to the world to bring peace between God and man and make it possible for us to be forgiven of our sins.

[HEART TO HEART] Use one or all of the verses to remind kids of the prophecies of Jesus and their fulfillment and to discuss why Jesus came to earth.... He came to rescue His people from sin and death. Remind them how ever since Genesis 3, people have been rebelling against God and running away from Him and Jesus came to bring people back to God.

Conclude with a brief prayer and review.



PROMISES AND PROPHECIES

Prophecies about Jesus – Isaiah Is It Time Yet? Week Three - Take Home Page

Memory Verse: But when the fullness of time had come, God sent forth His Son, born of woman, born under the law, to redeem those who were under the law, so that we might receive adoption as sons. Galatians 4:4-5

Challenge Verse: Therefore the Lord Himself will give you a sign: 'the virgin will be with child and will give birth to a son, and will call Him Immanuel.' Isaiah 7:14

Throughout the Old Testament, we see God rescuing His people time and time again and promising a forever rescue. This rescue would come through the birth of the forever King who would reign on David's throne. As the people waited on the coming king, no one expected it to be God Himself who would take on flesh and die for His people.

Day 1 – Isaiah 9:6-7 & 7:14 and Matthew 1:18-25

As you read through the Bible readings for the week, add the content of each day's reading to a picture illustrating what the prophets wrote about Jesus long before He was born. For each of the prophecies, ask your mom or dad to help you find the fulfillment of that prophecy in the New Testament. To help you get started, today's reading includes part of the fulfillment.

Day 2 - Read Micah 5:1-15

Where would the Rescuer be born?

Day 3 - Read Isaiah 40:1-5

Hint, look at the story of Jesus' cousin.

Day 4 - Read Isaiah 53:1-5

How was Jesus despised and rejected?

Day 5 - Read Isaiah 53:6-12

What does it mean that we have all gone astray?

Name of Jesus Ornament

Work together to make an ornament (or several ornaments) showing names of Jesus or prophecies about Jesus. Hang these ornaments on your tree and when people come to your house, use them to tell people about Jesus.

Q – Do we know what God requires of us?

A – Yes. He has given us His law; both in our hearts and in writing.



JESUS IS HERE

The birth of Jesus - Matthew 1 & Luke 1-2

Theme: Is It Time Yet?

Memory Verse: "But when the fullness of time had come, God sent forth His Son, born of woman, born under the law, to redeem those who were under the law, so that we might receive adoption as sons."
Galatians 4:4-5

Challenge Verse: "and she gave birth to her firstborn, a son. She wrapped him in cloths and placed him in a manger, because there was no room for them in the inn." Luke 2:7

The Bible Story: The birth of Jesus - Matthew 1 & Luke 1-2

The Point: Jesus is Emmanuel - God has come to live with us

Book Connection - Day 24 of "Is It Time Yet?"

If families are reading this book at home, they would read the story that this lesson expounds on December 24. You can refer back to the book should you desire. Explain that they'll hear more about this story today and that you want them to listen for something new. If families are not reading this book, please disregard this.

Introduction – Act It Out (5-8 minutes)

WHAT YOU NEED: nothing needed

Explain to the kids in your small group that you're going to take turns acting out something related to Christmas for the rest of the group to guess what it is. (you may want kids to whisper in your ear what they're going to act before they start so you can give the group clues). One at a time, have kids act things out.

** another option would be to have kids draw things on a dry erase board

SAY: "Everywhere I look during the Christmas season I see trees and ornaments and other Christmas decorations. **Let's go to large group and remind ourselves of the real reason why we celebrate Christmas.**"

Large Group (25-35 minutes)

Worship Time

Merry Christmas! Are you guys having a good Christmas holiday? What is making it particularly good? What do you enjoy the most about Christmas? Let's get this morning started right by standing up and singing a song that reminds us of the real reason why we celebrate Christmas this year and every other year.

He Made a Way in a Manger

"Listening to the words of that song I'm reminded that Christmas is about God sending Jesus to earth to die on the cross. Romans 5:6 tells us that this happened at just the right time. From the very beginning of time, this was God's plan and at just the right time, God sent Jesus to earth for the sole purpose of dying on the cross for your sin and my sin. Think about that for a minute, God loves us so much that He sent His Son to be born as a baby a long time ago in the little town of Bethlehem. Let's sing another song that will remind us of that truth."

Salvation is Born

Study God's Word

Christmas is the day where we celebrate the birth of Jesus. It's a familiar story that we've all heard hundreds of times. But before we talk about the manger and the shepherds and Mary and Joseph, let's take a minute to make sure we know who this Jesus is whose birth we celebrate each year on Christmas morning.

"In the beginning was the Word, and the Word was with God and the Word was God. He was in the beginning with God. All things were made through him, and without him was not any thing made that was made. In him was life, and the life was the light of men. The light shines in the darkness, and the darkness has not overcome it."

That's how John chapter one starts out. Just from those first few verses we can learn so much about who Jesus is.

Jesus came to earth as a baby whose birth we celebrate at Christmas, but that's not the first time we see Jesus in the Bible. According to John 1:1, Jesus, the **Word**, was with God in the beginning. And he wasn't just with God, according to these verses Jesus was there for the creation of the world....in fact these verses tell us that Jesus made everything that was made, and most importantly that He, the Word, Jesus, is Life. He was the One who gave people life by breathing life into Adam when He was created, and He is the One who will give people new life by dying on the cross and providing forgiveness of sins.

Can you guys say that with me... Jesus is the **Word** and Jesus is **Life**.

After John 1 tells us who Jesus is...and makes it very clear that Jesus is God Himself, it goes on and tells us something amazing in verse 14. Can everyone read the verse with me? *(display on a screen)*

“And the Word became flesh and dwelt among us, and we have seen his glory, glory as of the only Son from the Father, full of grace and truth.”

Let’s review our truths about Jesus again... Jesus is the Word and Jesus is Life and Jesus is God.

That’s where we get to the Christmas story that we hear every year. The Christmas story is about the incarnation...which is a big word that means that God became a man, and that’s what we celebrate on Christmas.... God became a man and came to live with His people.

Let’s read that familiar story from the Bible. Read **Luke 2:1-18**. *(pause to explain as you go along using the text in [brackets].... points you might want to explain = census, tax, Joseph & Mary weren’t married yet, remind kids that an angel spoke to Mary & Joseph and explained who Jesus was.).*

In those days a decree went out from Caesar Augustus that all the world should be registered. This was the first registration when Quirinius was governor of Syria. And all went to be registered, each to his own town.

[The Romans rulers wanted a census or a record of all of the people under their control, so they ordered everyone to travel to the place their family was from to be registered.]

And Joseph also went up from Galilee, from the town of Nazareth, to Judea, to the city of David, which is called Bethlehem, because he was of the house and lineage of David, to be registered with Mary, his betrothed, who was with child.

[Joseph was from the family line of King David, and since David was from Bethlehem, Joseph had to travel to Bethlehem. Mary traveled with Joseph. They weren’t married yet but were engaged to be married and so Mary needed to be counted with Joseph. Mary was pregnant. This baby was God’s son. Earlier in Luke 1, we read about an angel appearing to Mary and telling her that she would have a son and that her son would be God’s Son and would be the Rescuer they were all waiting for.

And while they were there, the time came for her to give birth. And she gave birth to her firstborn son and wrapped him in swaddling clothes and laid him in a manger, because there was no place for them in the inn.

[The city of Bethlehem was full of people who had traveled for the census. Mary and Joseph didn’t have a place to stay and while they were in Bethlehem, Jesus was born. Mary wrapped him in cloths and laid him in a manger.]

And in the same region there were shepherds out in the field, keeping watch over their flock by night. And an angel of the Lord appeared to them, and the glory of the Lord shone around them, and they were filled with great fear. And the angel said to them, “Fear not, for behold, I bring you good news of great joy that will be for all the people. For unto you is born this day in the city of David a Savior, who is Christ the Lord. And this will be a sign for you: you will find a baby wrapped in swaddling clothes and lying in a

manger.” And suddenly there was with the angel a multitude of the heavenly host praising God and saying,

*“Glory to God in the highest,
and on earth peace among those with whom he is pleased!”*

[Just like an angel appeared to Mary and told her this would happen, angels appeared to shepherds and told them what had happened. They were the first ones to announce that the Rescuer had been born.]

When the angels went away from them into heaven, the shepherds said to one another, “Let us go over to Bethlehem and see this thing that has happened, which the Lord has made known to us.” And they went with haste and found Mary and Joseph, and the baby lying in a manger. And when they saw it, they made known the saying that had been told them concerning this child. And all who heard it wondered at what the shepherds told them.

[The shepherds went and found the baby Jesus just as the shepherds had told them. And, after seeing Jesus, they went and told everyone what they had seen.]

The angels announced His birth to shepherds and then shepherds announced to everyone they saw that the Rescuer was here.

So, Jesus, God Himself, came to earth as a baby.... but why did He do that? What would make the Creator of the world, the King of the Universe become a helpless baby and come to the world? The answer to that question is in **John 3:16**. (have a volunteer read or quote it for the group). Jesus came to earth as a baby because of God’s great love for His people. Because of sin we were all separated from God and there is nothing we could do on our own to be good enough for Him. But, because God loved His people, He gave His Son, Jesus to make a Way...in fact **John 14:6** says that Jesus is the only way, for God’s people to be reconciled to God.

So, why did Jesus come to earth? He came to earth to die on the cross. Jesus came to earth to take the punishment that His people deserved. That’s why Jesus was born.

Let’s finish by singing a song that reminds us of the good news that Jesus came to save sinners.

Jesus Came to Save Sinners


Before we go to our small groups where we can talk more about God keeping His promise of sending the Holy Spirit to be with His people, let’s pray and that God for sending Jesus and for sending the Holy Spirit.

Pray

“Let’s pray. Father, thank You for the greatest gift of all, the gift of Your Son. Please help us to learn more about you and about what it means to have a relationship with you. Help us to understand that Jesus came to earth to rescue us from our sins so that we could be forgiven and live with you forever. As we

celebrate Christmas this week, help us to keep that truth in the front of our minds. In Jesus name we pray. Amen.”

Dismiss kids to small groups.



PROMISES AND PROPHECIES

Prophecies about Jesus - Isaiah



Read: Isaiah 7, 9 & 53

UNSCRAMBLE THE PROPHECIES ABOUT JESUS

HTE RFEVOER GNKI

BRON FO A GNIVIR

BNOR NI MHBELEETH

ECPINR FO CAPEE

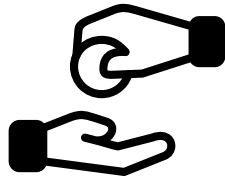
IDE ROF NSI

There




the Lord Himself

will



you a



:

'the



and will give birth to a



,

and will




Him Immanuel."

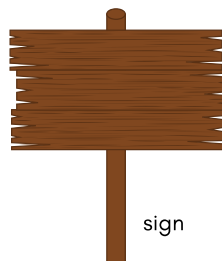
Isaiah 7:14



therefore



give



sign



virgin will be with child




son



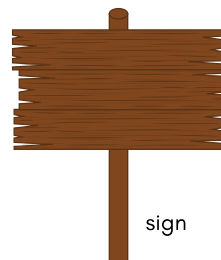
cll



therefore



give



sign



virgin will be with child



son



cll

There the Lord Himself





will you a :


'the

and will give birth to a ,

and will Him Immanuel."

Isaiah 7:14





JESUS IS HERE

The birth of Jesus - Matthew 1 & Luke 1-2

Small Group (30 - 40 minutes)

Younger group – ages 5-8

Before the Session:

- Go tell It in Small Group - *the large group story, "Character nametags" on string to go around kid's necks (or tape on clothes), Bibles*
- First Christmas Mosaics - *blank paper, scraps of various colors of paper, scissors, glue sticks, pencils, basic nativity scene pictures for ideas*
- All Tied Up - *one verse page, a roll of colorful Christmas ribbon, Bibles*
- Pray – *nothing needed*

1. Go Tell It In Small Group (Review)

WHAT YOU NEED: the large group story, "Character nametags" on string to go around kid's necks (or tape on clothes), Bibles

As kids come back from large group, ask them to tell you what the first thing is they should do after hearing a story like this from the Bible. Hopefully at least one kid in the group will say that we should read it from the Bible. The passages you should focus on this morning are.... **Luke 1:26-38 & 2:1-7**

After reading the text, hand out the prepared nametags to the kids in your group. If you have more than 10 kids, have a few duplicate animals prepared. Have the kids tell you what they remember their part in the story to be. Talk through all of the parts. Explain that you're going to read the story and that when their character comes into the story, they should act like the story says. Read through the story and let the kids know that if there is extra time at the end of the session that you'll do this activity again and they can be different characters.

SAY: "Our story this morning told us some of the best news we could ever hear. We heard that **[THE POINT]** Jesus is Emmanuel- God has come to live with us. God's plan from before the beginning of time

was to rescue His people by coming to live with them. People were expecting the Messiah- the Rescuer- but no one was expecting a little baby boy who had come to change the world.”

2. First Christmas Mosaics

WHAT YOU NEED: blank paper, scraps of various colors of paper, scissors, glue sticks, pencils, basic nativity scene pictures for ideas

Ask kids if they know what a mosaic is. Explain that a mosaic is a picture made up of lots of pieces of colored paper (or sometimes fabric or tile or other things) and that when it's put together it makes one big picture. Explain that kids are going to make a 1st Christmas mosaic, by tearing small pieces of colored paper and gluing them onto the white paper to make a picture.

For **younger groups**, you may want to encourage them to use one of the coloring pages as an outline, and tear and glue pieces to fit into the picture...or if you don't think your group can handle the gluing, simply have them draw pictures of what they think the first Christmas would have been like. For groups making their own mosaics, you may want to encourage them to sketch the picture first and then glue paper pieces over the top, and you may want to encourage them to do a small part of the story... the star, the manger, one shepherd, one angel, etc. As the kids work, engage them in conversation about how God sent Jesus so that His people could have a relationship with God and be forgiven of their sins.

[HEART TO HEART] While kids are working on their pictures, read *Philippians 2:5-11* to the kids to your group as a reminder of why Jesus came to the earth. Talk through these verses and what they tell us about who Jesus is and what He did in our place.

SAY: “One of the most famous and most often told Bible stories is the story of Jesus’ birth. I’m sure you’ve all heard this story hundreds of times already in your life. But to really think about this story it’s amazing. The story of Christmas is so much more than a baby lying on more straw surrounded by cows and sheep. The amazing thing about this story, is that the little baby is the Savior of the World, He’s the Promised One, He’s the Messiah, He’s Jesus and **[THE POINT] Jesus is Emmanuel- God has come to live with us.** In this familiar story we are faced with a HUGE truth.... the eternal, all-powerful, creator, Son of God became a man. God stepped into His creation. God came to earth as a baby to live the perfect life we could never live and die to death that we deserve. WOW!!!”

3. All Tied Up (Memory Verse)

WHAT YOU NEED: one verse page, a roll of colorful Christmas ribbon, Bibles

As kids have been working on this memory verse for a few weeks now it should be very familiar to them. Have any kids who have already memorized the verse quote it for the group. Then, have all the kids open their Bibles to **Galatians 4:4-5** and read the verse together. Talk about what it means that Jesus came to earth at the right time or in the fullness of time.

Remind kids that in the Old Testament God was with His people, but He was separated from His people because of sin. And how even when God lived with His people in the tabernacle He was separated by a

curtain, but now Jesus was right there with His people. The fullness of time had come, and God had come to live with His people. Then, pull out the roll of Christmas ribbon and explain that you're going to make yourselves into a giant Christmas bow while you practice saying the verse a couple of times.

While sitting in a circle on the floor, hold onto the end of the ribbon, unroll the roll a bit and toss the roll to one of the kids. They should pull the ribbon tight, hold onto it with one hand and toss the roll to someone else with the other hand. Each time someone tosses the roll they should say the next word in the verse. If they can't remember the next word, the group can help prompt them. Play a couple of times if time allows (rolling the ribbon back up between rounds).

SAY: "Our memory verse tells us that when the time was right, Jesus came to earth and fulfilled all of the prophecies that had been spoken of Him in the Old Testament. **[THE POINT] Jesus is Emmanuel- God has come to live with us.** Being Christmas time I'm sure you have lots of gifts with ribbon all over them. Every time you see some Christmas ribbon this week, think about this activity and remember that Jesus is the real gift at Christmas."

4. Pray

WHAT YOU NEED: nothing needed

Lead the kids in your group in a brief time of prayer thanking God for the gift of Jesus and for the fact that Jesus came to earth to live with His people. If any of the kids would like to pray, please encourage them to do so.

SAY: "The Christmas story tells us that **[THE POINT] Jesus is Emmanuel- God has come to live with us.** But the real story is the reason why Jesus came to live with His people. Jesus came to earth as a baby to die on the cross for the sins of His people."

Conclude the session with a review and prayer.

If you have extra time:

- Just spend time talking about Christmas, sharing family Christmas traditions and brainstorming ways that you could keep the focus of Christmas more on Jesus.... Bring a few Christmas ornaments from home and have kids think of ways those ornaments could help them focus on Jesus.
- Let kids color the nativity coloring page or draw more pictures of the story.
- Take a few minutes to walk through the whole storyline of Scripture (using "Is It Time Yet" or your favorite story Bible") to help them see the truth that at just the right time (the time planned before the creation of the world) that Jesus came to earth to rescue His people and bring them back into a relationship with God the Father.



JESUS IS HERE

The birth of Jesus - Matthew 1 & Luke 1-2

Small Group (30 - 40 minutes)

Older group – ages 8-12

Before the Session:

- Draw a Christmas Mural - a piece of art paper about 2 meters long, masking tape, a set of “in the story” cards, pencils, markers, Bibles
- Why Did Jesus Come? - one set of “Who, What, Why?” pages, Bibles, pencils
- Memory Verse Memory Game - one set of verse cards, Bibles
- Thank You Notes - one “thank you note” per kid, pencils

1. Draw a Christmas Mural (review)

WHAT YOU NEED: a piece of art paper about 2 meters long, masking tape, a set of “in the story” cards, pencils, markers, Bibles

****Before class,** tape the piece of paper up in your small group area and draw a line down the middle dividing it into 2 squares for drawing.

As kids come back from large group, ask them to tell you what the first thing is they should do after hearing a story like this from the Bible. Hopefully at least one kid in the group will say that we should read it from the Bible. The passages you should focus on this morning are.... **Luke 1:26-38 & 2:1-7.**

After reading through the text, talk about the fact that they’ve probably heard the story hundreds of times already but that doesn’t mean that it’s not worth hearing again. Have them tell the basics of the story again to each other in their own words.

Point out the art paper and explain that two at a time you’re going to give them cards with part of the story, and that they’ll have 45 seconds to draw their part of the story on the mural. Remind the group that they’re working toward one complete picture...one scene of Mary finding out that she was having

Jesus and one scene of Jesus' birth....so when they go up to draw they need to figure out how their part can fit in with what has already been drawn.

The goal is to have one complete picture, not a bunch of individual pictures. Go through all of the cards, and once everything has been drawn, have the kids sit back and look at their mural and discuss if they learned anything new in the Christmas story this morning.

SAY: "One of the most famous and most often told Bible stories is the story of Jesus' birth. I'm sure you've all heard this story hundreds of times already in your life. But to really think about this story it's amazing. The story of Christmas is so much more than a baby lying on more straw surrounded by cows and sheep. The amazing thing about this story, is that the little baby is the Savior of the World, He's the Promised One, He's the Messiah, He's Jesus and **[THE POINT] Jesus is Emmanuel- God has come to live with us.**"

2. Why Did Jesus Come? (Scripture Search)

WHAT YOU NEED: one set of "Who, What, Why?" pages (cut into thirds), Bibles, pencils

Start out by reminding the kids in your group that in the story this morning we talked about the fact that Jesus is Emmanuel, which means God with us. Talk about what that means. Then, ask if anyone can tell you why Jesus came to earth. ***[HEART TO HEART] Remind kids of sin and how sin was separating God from His people and how amazing it was that a perfect and holy and righteous God would choose to life amongst His sinful people. You might even want to look back at Genesis 3 and the story of the 1st sin and the consequence of separation from God and God's promise in that moment of rescuing His people.***

Divide your group into three teams and explain that they're going to do some research to figure out why Jesus came to earth as Emmanuel- God with us. Give each team one of the 3 "Who, What, Why?" pages, a Bible and something to write with. Don't tell the kids that they'll all be reading the same verses. Tell them to work together as a team to read the verses and answer the question on their page as completely as they possibly can.

After giving teams a few minutes to work through this activity, bring all three groups back together and give them a chance to present their findings to the rest of the group.

SAY: "We've been saying all morning that ***[THE POINT] Jesus is Emmanuel- God has come to live with us.*** You guys just discovered the reason why Jesus came in the first place. He didn't come to be a cute baby. He didn't come to teach people how to be good and morally upright citizens. He didn't come to heal people's sick bodies. Jesus came to heal hearts and bring people back to a relationship with God by dying on the cross as the perfect sacrifice for sin so that God would be glorified."

[HEART TO HEART] Share a one-minute version of how you began a relationship with Christ and were reconciled with God. Make sure the truth of the gospel is the main part of your story... God created a perfect world, man sinned and rebelled against, God sent Jesus to die in our place, how do we respond to this truth.

3. Memory Verse Memory Game

WHAT YOU NEED: one set of verse cards, Bibles

Remind kids that they've been working on the same verse for a few weeks now. Have any kids who have already memorized the verse share it with the rest of the group. Then, have the rest of the group look the verse up in their Bibles to remind themselves of it and read/ say it together as a group.

Place the memory verse cards on the table or floor in your small group area face down in even rows. Explain that one at a time they will turn over one card, in an attempt to turn over the words of the verse in order. Encourage all kids to pay attention as cards are turned over, even when it's not their turn so they can remember where the cards are for when it is their turn. Go around the circle allowing each kid to turn over one card each time. If they find the correct card the need to say the verse up to that point and add on the next word. Continue until the entire verse is in order and the whole group is quoting the whole verse together.

SAY: "Our memory verse reminds us that God's plan for all of history was for Jesus to come to earth and bring His people back into relationship with Him. And when Jesus came the time was right. As we celebrate Christmas, let's remember that **[THE POINT] Jesus is Emmanuel- God has come to live with us.**

4. Thank You Notes (Prayer)

WHAT YOU NEED: one "thank you note" per kid, pencils

Ask the kids if their mom makes them write thank you notes for the Christmas gifts they get each year. Explain that you're going to take a few minutes to write thank you notes for the best gift the world has ever known.... Jesus. Remind kids that although they'll be writing with their eyes open that this is a prayer they are writing, so they need to be focusing on God while doing this activity. Encourage kids to think about what you've been talking about today about why Jesus came to earth as they write the notes.

Give kids a few minutes to write and then, give them the opportunity to share them if they would like to. Close by reading your own thank you note as a prayer.

Close the session with a brief review of the lesson & the truth of the Gospel and prayer.

If you have extra time:

- Just spend time talking about Christmas, sharing family Christmas traditions and brainstorming ways that you could keep the focus of Christmas more on Jesus.... Bring a few Christmas ornaments from home and have kids think of ways those ornaments could help them focus on Jesus.
- Let kids work on the memory verse word search, or plan on sending it home with them to work on during the week.



JESUS IS HERE

The birth of Jesus – Matthew 1 & Luke 1-2 Is It Time Yet? Week Four - Take Home Page

Memory Verse: But when the fullness of time had come, God sent forth His Son, born of woman, born under the law, to redeem those who were under the law, so that we might receive adoption as sons.

Galatians 4:4-5

Challenge Verse: and she gave birth to her firstborn, a son. She wrapped him in cloths and placed him in a manger, because there was no room for them in the inn. Luke 2:7

Over the last few weeks we've seen how the whole Bible pointed to the coming Rescuer. No one expected Him to come as a baby, but that's just what He did. God took on flesh and stepped into our world to live the perfect life that we could never live.

Day 1 – Genesis 1

Have kids draw a picture of the creation of the world. While they are working ask them where Jesus is in this story. Then, read John 1:1-5. Ask again where Jesus was when the world was being made. Point out how these verses teach us that Jesus is eternal God and that the world was made through Him.

Day 2 - Read Matthew 1:1-17

Work together to draw Jesus' earthly family tree. Talk about the various people mentioned and have kids tell you the stories that they know of them. Explain that yesterday we learned that Jesus is 100% God and that He is eternal (forever), but that it's also important to remember that Jesus was a man who had earthly family. Jesus came to earth. He lived a perfect, sinless life as a man.

Day 3 - Read Matthew 1:18-25

Act out this portion of the Christmas story. Talk about what it might have been like to be Joseph and have an angel come and tell you that your fiancé was going to have a baby and that the baby was the very Son of God. Focus on why Jesus came to earth.

Day 4 - Read John 1:19-28


Point out that John the Baptist was a relative of Jesus and was born right before Jesus was. His job was to tell people that Jesus was coming and get them ready to hear about Jesus. Make a newspaper or write a news article telling people the good news of Jesus' arrival.

Day 5 - Read John 1:29-34

Focus on verse 29 and talk about what John the Baptist said when he saw Jesus. With younger kids, you may want to make a lamb out of cotton balls and write this verse on the page. Talk about the significance of Jesus being called the lamb of God. Look back at Old Testament stories about lambs and sacrifice. Talk about how Jesus fulfilled His job as the lamb of God by dying on the cross for our sin.

Q – Who is Jesus?

A – Jesus is the eternal (forever), sinless, Son of God. He is the Redeemer and is fully God and fully man.



JESUS IS HERE

The birth of Jesus - Matthew 1 & Luke 1-2



WHERE WAS JESUS BORN?



Read: Luke 2

GABRIEL


MARY

JOSEPH

MANGER

SHEEP

DONKEY



**BUT WHEN THE
FULLNESS OF TIME HAD
COME, GOD SENT
FORTH HIS SON, BORN
OF WOMAN, BORN
UNDER THE LAW, TO
REDEEM THOSE WHO
WERE UNDER THE
LAW, SO THAT WE
MIGHT RECEIVE
ADOPTION AS SONS.**

GALATIANS 4:4-5

MARY (talking to Gabriel)	GABRIEL	JOSEPH (traveling)
DONKEY	SHEEP	MANGER
STRAW	COW	STABLE
HOUSE/ INN	MAN IN BETHLEHEM	BETHLEHEM
MARY (with Jesus)	JOSEPH (with Jesus)	STARS

Who?

Read Philippians 2:5-11 and answer the question, 'who is Jesus?'

What?

Read Philippians 2:5-11 and answer the question, 'what did Jesus do?'

Why?

Read Philippians 2:5-11 and answer the question, 'why did Jesus come to earth?'

BUT WHEN	THE FULLNESS OF TIME	HAD COME,
GOD SENT FORTH	HIS SON,	BORN OF WOMAN,
BORN UNDER THE LAW,	TO REDEEM THOSE	WHO WERE
UNDER THE LAW	SO THAT	WE MIGHT RECEIVE
ADOPTION	AS SONS.	GALATIANS 4:4-5


THANKYOU

THANKYOU

THANKYOU

THANKYOU

Good News!



Read: Luke 24

USE THIS PICTURE TO TELL THE BIG STORY OF GOD RESCUING HIS PEOPLE:
